S 系列 斜齿轮—蜗轮蜗杆减速电机

S Series Helical-Worm Geared Motors



S..



SAF..



SA/T..

结构型式说明 Dimensional Description

S 系列输出轴垂直于输入轴，由一级斜齿轮和一级蜗轮蜗杆构成。

Output shafts of S series are vertical to input shafts. Units of S series consist of single stage helical gears and single stage worm gears.

1、 **S 型**：底脚轴伸式安装斜齿轮-蜗轮蜗杆减速电机。

Type S: Foot-mounted helical-worm gear units with solid shaft.

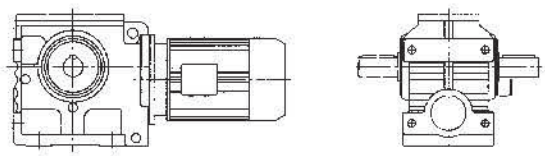

2、 **SF 型**：B5 法兰轴伸式安装斜齿轮-蜗轮蜗杆减速电机。

Type SF: B5 flange mounted helical-worm gear units with solid shaft.

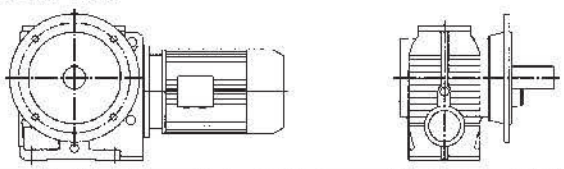

3、 **SA 型**：空心轴安装斜齿轮-蜗轮蜗杆减速电机。

Type SA: Helical-worm gear units with hollow shaft.

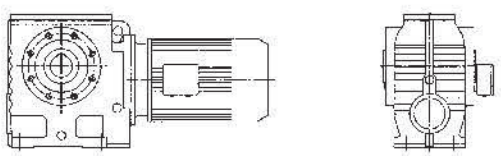

4、 **SAF 型**：B5 法兰空心轴安装斜齿轮-蜗轮蜗杆减速电机。

Type SAF: B5 flange mounted hlical-worm gear units with hollow shaft.

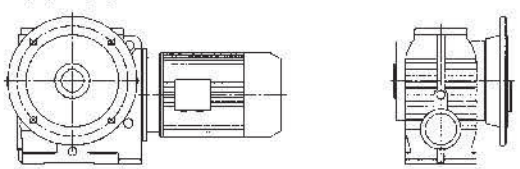

5、 **SAZ 型**：B14 法兰空心轴安装斜齿轮-蜗轮蜗杆减速电机。

Type SAZ: B14 flange-mounted helical-worm gear units with hollow shaft.

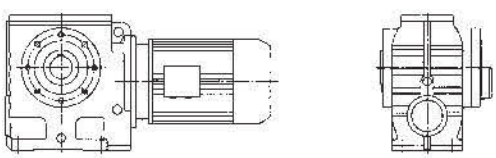

6、 **SH 型**：空心轴锁紧盘安装斜齿轮-蜗轮蜗杆减速电机。

Type SH: Helical-worm geared motor with hollow shaft and shrink disk.

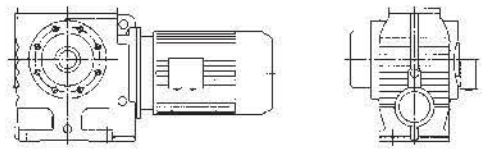

7、 **SHF 型**：B5 法兰空心轴锁紧盘安装斜齿轮-蜗轮蜗杆减速电机。

Type SHF: B5 flange-mounted helical-worm geared motor with hollow shaft and shrink disk.



8、 **SHZ 型**：B14 法兰空心轴锁紧盘安装斜齿轮-蜗轮蜗杆减速电机。

Type SHZ: B14 flange-mounted helical-worm geared motor with hollow shaft and shrink disk.

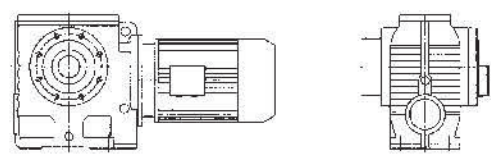

9、 **SAT/ SHT 型**：带防转臂空心轴安装斜齿轮-蜗轮蜗杆减速电机。

Type SAT/ SHT: Torque-arm-mounted helical-worm gear units with hollow shaft.

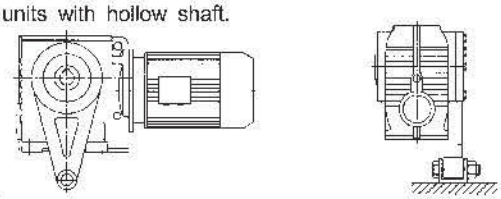

10、 **S..SZ..AD..型**：轴输入的斜齿轮-蜗轮蜗杆减速电机。

Type S..SZ..AD..: Shaft input helical-worm gear units.

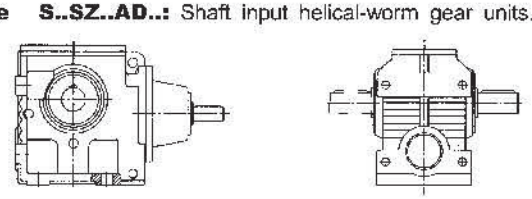

11、 **S..R 型**：S 系列和 R 系列的组合。

Type S..R: Combined types of series S and series R.

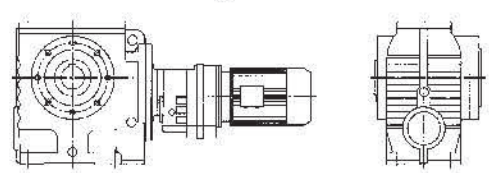

S系列机型号表示方法 Type Expression of S Series

SAF87—Y0.75—6P—222.40—M4—A—Φ60—270°—3

- 3 入线口位置(Position of cable entry)
- 270° 电机接线盒方向(角度)
  (参见电动机接线盒位置表示方法)
  Terminal box position (angle)
  (see description of motor terminal box position)
- Φ60 空心输出轴时,输出轴孔径(参见安装结构尺寸图表)
  Bore diameter of selected output shaft
  (see mounting dimensional description)
- A 输出法兰方向(参见安装形式图例)
  Direction of output flange
  (see mounting dimensional description)
- M4 安装形式(参见安装形式图例)
  Mounting arrangement
  (see mounting aggangement description)
- 222.40 传动比(参见选型参数表)
  Ratio (see selection table)
- 6P 电机极数(参见选型参数表)
  Pole number of motor (see selection table)
- Y0.75 电机系列代号和功率(参见选型参数表)
  Motor type and motor power (see selection table)
- SAF87 机型和规格号(参见选型参数表和安装结构尺寸图表)
  Type size (see selection table and Mounting Dimensional Description)

注:1、需带联接法兰时请注明

2、输入轴型没有电动机各项内容。

3、不注明接线盒方向时,则默认为安装形式中的 0 度位置。不注明入线口位置时,则默认为 X 位置。

4、对输出轴旋转方向和输入轴旋转方向有特别要求的用户,请与技术部联系,并在订货时用简图或文字说明。

Note: 1、Please make a note, if it needs connecting flange.

2、Contents of motors for input shaft types are not listed.

3、Degree=0°, if terminal box position is not mentioned. It is X, if cable entry position is not mentioned.

4、If specific rotation directions of output shaft or/and input shaft are specially requested, please contact our technology department, and make detailed description while placing order.

电机接线盒位置及入线口位置表示方法
Description of Motor Terminal Box Position and Cable Entry Position

电机接线盒位置及入线口位置表示方法
Description of Motor Terminal Box Position and Cable Entry Position

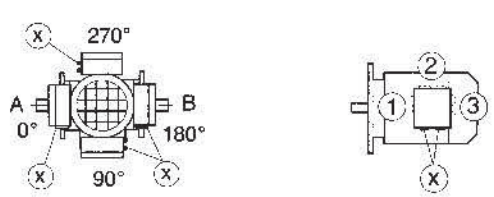

安装形式图例

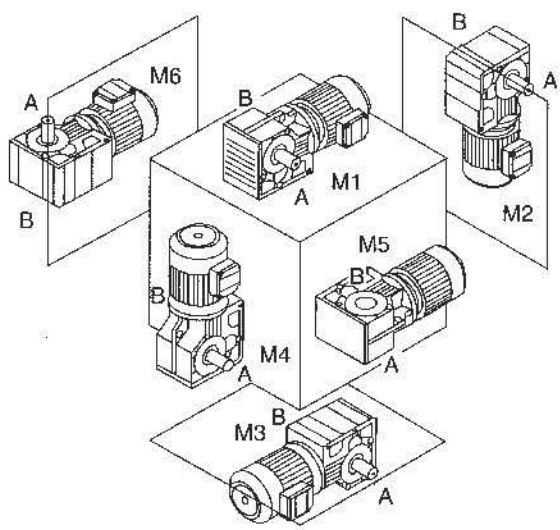

Mounting Arrangements Description

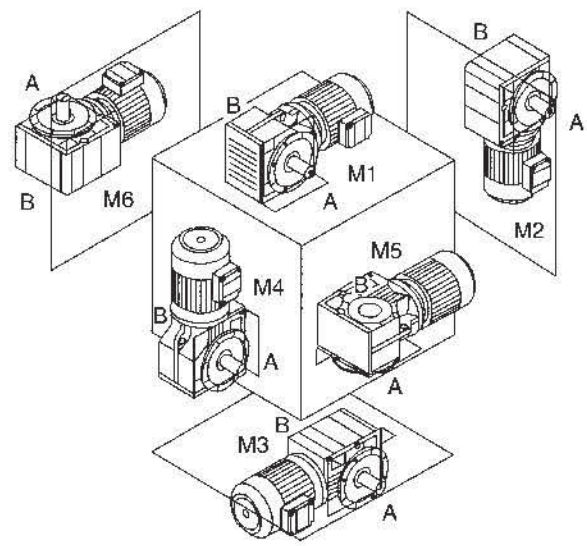

各种安装形式定义为：

M1—电机水平放置；减速机底脚朝下。

M2—电机居下。

M3—电机水平放置；减速机底脚朝上。

M4—电机居上。

M5—电机水平放置；当减速机在 M1 安装位置时，从电机方向看，减速机的左面旋转到下方位置。

M6—电机水平放置；当减速机在 M1 安装位置时，从电机方向看，减速机的左面旋转到上方位置。

Different kinds of mounting arrangements are defined as following:

M1—horizontally mounted motor, unit base is at bottom.

M2—motor is vertically mounted downwards.

M3—horizontally mounted motor, unit base is top.

M4—motor is vertically mounted upwards.

M5—horizontally mounted motor, if placed on M1 position, left side of unit turns to bottom (view point: towards from motor side).

M6—horizontally mounted motor, if placed on M1 position, left side of unit turns to top (view point: towards from motor side).

减速机重量 (Gear unit weight)

规格 Size	S37	S47	S57	S67	S77	S87	S97	S100
重量(kg) Weight	7	10	14	26	50	95	170	240

注：重量为平均值，不包括电机，仅供参考。

(Note: The weights mean are values, without the motor, only for reference.)

选型表注释 (Description of selection table)

恒功率 Constant power

n_a [r/min]	M_a [Nm]	i	F_{ra} [kN]	f_B	机型号 Type size	极数 Pole

输出转速 Output speed

输出转矩 Output torque

减速机速比 Gear unit ratio

许用径向载荷 Permissible radial load

使用系数 Service factor

恒转矩 Constant torque

Mamax [Nm]	n_a [r/min]	i	F_{ra} [kN]	机型号 Type size	P [kW]/4P

最大输出转矩 Max. output torque

输出转速 Output speed

减速机速比 Gear unit ratio

许用径向载荷 Permissible radial load

电机功率 Motor power

选型参数表 (恒功率)

Selection Table (Constant Power)

n_a [r/min]	Ma [Nm]	i	F_{ra} [kN]	f_B	机型号 Type size	极数 Pole
0.12kW						
0.10	7446	12901	40	0.85	**S100R77**	
0.11	6757	11708	40	0.95	**SF100R77**	
0.12	6186	10719	40	1.05	**SA100R77**	4P
0.13	5614	9727	40	1.15	**SAF100R77**	
0.16	4825	8360	40	1.35		
0.12	4325	11267	27	0.90	**S97R57**	
0.13	3869	10078	31	1.10	**SF97R57**	4P
0.15	3304	8608	32	1.25	**SA97R57**	
0.17	2900	7554	33	1.45	**SAF97R57**	
0.17	2767	7643	14	0.90		
0.20	2428	6706	26	1.05	**S87R57**	
0.22	2184	5875	26	1.15	**SF87R57**	4P
0.25	1928	5187	27	1.30	**SA87R57**	
0.28	1759	4606	27	1.40	**SAF87R57**	
0.34	1479	3872	28	1.55		
0.37	1334	3540	9.2	0.95		
0.42	1167	3098	12	1.10		
0.55	1309	2374	11	0.90	**S77R37**	
0.63	1149	2083	12	1.10	**SF77R37**	
0.72	1015	1813	13	1.30	**SA77R37**	4P
0.75	977	1745	14	1.35	**SAF77R37**	
0.82	896	1600	14	1.40		
0.93	786	1404	14	1.50		
1.1	708	1245	15	1.60		
1.0	713	1363	4.6	0.80		
1.1	668	1194	7.8	0.85		
1.3	589	1045	8.3	1.00		
1.4	519	914	8.8	1.10	**S67R37**	
1.6	463	809	9.1	1.25	**SF67R37**	
1.8	410	712	9.4	1.40	**SA67R37**	4P
2.1	356	615	10	1.55	**SAF67R37**	
2.4	317	543	10	1.60		
2.8	276	469	10	1.75		
3.1	250	424	10	1.80		
3.6	217	365	10	1.95		
2.0	355	655	6.6	0.85		
2.3	321	574	6.9	0.95		
2.6	284	506	7.2	1.10	**S57R17**	
3.0	248	438	7.4	1.25	**SF57R17**	4P
3.4	221	388	7.5	1.35	**SA57R17**	
3.9	193	336	7.6	1.45	**SAF57R17**	
4.5	170	294	7.7	1.55		
4.9	156	269	7.7	1.60		
3.0	231	438	4.8	0.80		
3.4	225	388	4.9	0.85		
3.9	196	336	5.1	0.95	**S47R17**	
4.5	173	294	5.2	1.10	**SF47R17**	4P
5.1	115	257	5.4	1.40	**SA47R17**	
5.7	136	229	5.3	1.30	**SAF47R17**	
6.6	119	200	5.3	1.35		
7.0	112	187	5.4	1.40		
6.5	108	202	2.9	0.85		
7.3	96	179	2.9	0.95	**S37R17**	
8.3	86	158	2.9	1.05	**SF37R17**	4P
9.1	78	144	2.9	1.05	**SA37R17**	
11	65	118	2.9	1.15	**SAF37R17**	
12	61	110	2.9	1.15		
6.5	93	201.00	5.4	1.55		
7.1	86	184.80	5.4	1.60	**S47**	
8.3	75	158.12	5.5	1.65	**SF47**	4P
9.6	65	137.05	5.5	1.80	**SA47**	
10	62	128.10	5.5	1.80	**SAF47**	
12	54	110.73	5.5	1.90		

n_a [r/min]	Ma [Nm]	i	F_{ra} [kN]	f_B	机型号 Type size	极数 Pole
0.12kW						
8.3	72	157.43	2.9	1.10		
9.1	66	144.40	2.9	1.15		
11	58	122.94	2.9	1.20		
12	50	106.00	2.9	1.30		
13	47	98.80	2.9	1.30	**S37**	
15	41	86.36	2.9	1.40	**SF37**	4P
16	39	80.96	2.9	1.40	**SA37**	
18	35	71.44	2.9	1.45	**SAF37**	
21	32	63.33	2.9	1.55		
23	33	55.93	2.9	1.50		
26	30	51.30	2.9	1.55		
30	26	43.68	2.9	1.65		
35	23	37.66	2.9	1.75		
37	21	35.10	2.9	1.75		
43	19	30.68	2.9	1.85		
46	18	28.76	2.9	1.90	**S37**	
52	16	25.38	2.9	2.00	**SF37**	4P
58	14	22.50	2.9	2.05	**SA37**	
68	12	19.13	2.9	2.20	**SAF37**	
69	13	18.85	2.9	2.10		
79	11	16.48	2.7	2.20		
85	11	15.45	2.7	2.30		
0.18kW						
0.16	7238	8360	40	0.90	**S100R77**	
0.18	6256	7226	40	1.05	**SF100R77**	4P
0.20	5677	6557	40	1.15	**SA100R77**	
0.23	4994	5769	40	1.30	**SAF100R77**	
0.28	2639	4606	20	0.95	**S87R57** **SF87R57** **SA87R57** **SAF87R57**	4P
0.34	2218	3872	26	1.15		
0.38	2047	3475	26	1.25		
0.45	1732	2905	27	1.40	**S87R57**	
0.51	1541	2586	27	1.55	**SF87R57**	
0.56	1408	2335	27	1.60	**SA87R57**	4P
0.64	1254	2054	28	1.70	**SAF87R57**	
0.72	1127	1824	28	1.80		
0.80	1020	1631	28	1.85		
0.93	1179	1404	11	1.10	**S77R37** **SF77R37** **SA77R37** **SAF77R37**	4P
1.1	1062	1245	13	1.20		
1.2	938	1100	13	1.35		
1.4	826	954	14	1.50	**S77R37**	
1.6	730	837	14	1.60	**SF77R37**	4P
1.8	622	714	15	1.70	**SA77R37**	
2.1	559	637	15	1.80	**SAF77R37**	
2.3	507	574	15	1.90		
1.6	694	809	4.9	0.85		
1.8	615	712	7.7	0.95	**S67R37**	
2.1	535	615	8.5	1.10	**SF67R37**	
2.4	475	543	8.9	1.20	**SA67R37**	4P
2.8	413	469	9.3	1.40	**SAF67R37**	
3.1	375	424	9.5	1.50		
3.6	325	365	10	1.60		
3.0	372	438	6.3	0.85		
3.4	332	388	6.7	0.90		
3.9	290	336	7.0	1.05	**S57R17**	
4.5	255	294	7.2	1.20	**SF57R17**	4P
4.9	234	269	7.3	1.30	**SA57R17**	
5.7	201	229	7.5	1.40	**SAF57R17**	
6.4	180	204	7.6	1.50		
7.0	166	187	7.6	1.55		

选型参数表 (恒功率)

Selection Table (Constant Power)

n_a [r/min]	Ma [Nm]	i	F_{ra} [kN]	f_B	机型号 Type size	极数 Pole
0.18kW						
4.5	231	294	4.7	0.80		
5.1	173	257	5.1	1.10		
5.7	204	229	4.9	0.95	**S47R17**	
6.6	179	200	5.1	1.05	**SF47R17**	**4P**
7.0	168	187	5.1	1.10	**SA47R17**	
7.9	149	165	5.2	1.20	**SAF47R17**	
8.9	134	148	5.3	1.25		
10	120	131	5.3	1.35		
					S67	
3.9	247	217.41	10	1.80	**SF67**	**6P**
4.5	219	190.11	10	1.90	**SA67**	
4.7	208	180.60	10	1.95	**SAF67**	
4.2	229	201.00	7.3	1.35	**S57**	
4.6	210	184.80	7.4	1.40	**SF57**	**6P**
5.4	180	158.12	7.5	1.50	**SA57**	
6.2	160	137.05	7.6	1.55	**SAF57**	
6.5	144	201.00	7.6	1.65	**S57**	
7.1	136	184.80	7.6	1.70	**SF57**	**4P**
8.3	116	158.12	7.7	1.80	**SA57**	
9.6	102	137.05	7.8	1.90	**SAF57**	
4.2	212	201.00	4.8	0.85	**S47**	
4.6	195	184.80	4.9	0.90	**SF47**	
5.4	175	158.12	5.1	1.00	**SA47**	**6P**
6.2	152	137.05	5.1	1.10	**SAF47**	
6.6	146	128.10	5.2	1.20		
6.5	140	201.00	5.2	1.20		
7.1	128	184.80	5.2	1.30		
8.3	113	158.12	5.3	1.35		
9.6	98	137.05	5.3	1.45	**S47**	
10	93	128.10	5.4	1.50	**SF47**	**4P**
12	82	110.73	5.4	1.55	**SA47**	
14	70	94.08	5.5	1.65	**SAF47**	
16	64	84.00	5.5	1.75		
18	55	71.75	5.5	1.85		
19	66	69.39	5.5	1.70		
8.3	108	157.43	2.8	0.85		
9.1	99	144.40	2.8	0.90		
11	87	122.94	2.8	1.00		
12	75	106.00	2.8	1.05		
13	71	98.80	2.8	1.05		
15	62	86.36	2.8	1.15		
16	59	80.96	2.8	1.15		
18	53	71.44	2.8	1.20		
21	47	63.33	2.8	1.25		
23	49	55.93	2.8	1.20		
26	46	51.30	2.8	1.25	**S37**	
30	39	43.68	2.8	1.35	**SF37**	
35	34	37.66	2.8	1.40	**SA37**	**4P**
37	32	35.10	2.8	1.45	**SAF37**	
43	28	30.68	2.8	1.50		
46	26	28.76	2.8	1.55		
52	23	25.38	2.8	1.60		
58	21	22.50	2.8	1.70		
68	18	19.13	2.8	1.80		
69	19	18.85	2.8	1.75		
79	17	16.48	2.7	1.80		
85	16	15.45	2.6	1.85		
96	14	13.63	2.5	1.95		
108	13	12.08	2.5	2.00		
128	11	10.27	2.4	2.15		

n_a [r/min]	Ma [Nm]	i	F_{ra} [kN]	f_B	机型号 Type size	极数 Pole
0.25kW						
0.20	7766	6557	40	0.85	**S100R77**	
0.23	6832	5769	40	0.95	**SF100R77**	**4P**
0.27	5873	4958	40	1.10	**SA100R77**	
0.31	5126	4328	40	1.25	**SAF100R77**	
0.46	2405	2905	23	0.85		
0.51	2141	2586	26	1.00	**S87R57**	
0.57	1956	2335	27	1.10	**SF87R57**	
0.65	1741	2054	27	1.30	**SA87R57**	**4P**
0.73	1565	1824	27	1.45	**SAF87R57**	
0.82	1417	1631	28	1.60		
1.4	848	930	28	2.05		
1.4	1148	954	11	1.00		
1.6	1013	837	13	1.15	**S77R37**	
1.9	864	714	14	1.35	**SF77R37**	**4P**
2.1	776	637	14	1.55	**SA77R37**	
2.3	704	574	14	1.60	**SAF77R37**	
2.7	616	499	15	1.70		
2.4	660	543	7.0	0.90		
2.8	574	469	8.1	1.00	**S67R37**	
3.1	521	424	8.5	1.10	**SF67R37**	**4P**
3.6	451	365	8.9	1.30	**SA67R37**	
4.2	397	319	9.3	1.40	**SAF67R37**	
4.7	354	281	9.5	1.50		
4.5	355	294	6.4	0.85		
4.9	326	269	6.6	0.95	**S57R17**	
5.8	279	229	7.0	1.10	**SF57R17**	
6.5	250	204	7.2	1.20	**SA57R17**	**4P**
7.1	230	187	7.3	1.30	**SAF57R17**	
8.1	206	165	7.4	1.40		
10	166	131	7.6	1.50		
2.9	432	217.41	8.9	1.20	**S67**	
3.4	390	190.11	9.2	1.35	**SF67**	**8P**
3.5	370	180.60	9.3	1.45	**SA67**	
4.0	329	158.45	9.5	1.55	**SAF67**	
3.9	343	217.41	9.4	1.50	**S67**	
4.5	304	190.11	10	1.60	**SF67**	**6P**
4.7	289	180.60	10	1.65	**SA67**	
5.4	257	158.45	10	1.75	**SAF67**	
6.1	221	217.41	10	1.85		
7.0	196	190.11	10	1.95	**S67**	
7.4	186	180.60	10	2.00	**SF67**	
8.4	166	158.45	10	2.10	**SA67**	**4P**
10	143	134.40	10	2.20	**SAF67**	
11	131	121.33	10	2.30		
12	117	106.75	10	2.40		
4.2	318	201.00	6.7	0.95	**S57**	
4.6	292	184.80	6.9	1.00	**SF57**	
5.4	250	158.12	7.1	1.20	**SA57**	**6P**
6.2	222	137.05	7.3	1.35	**SAF57**	
6.6	208	128.10	7.4	1.35		
6.6	200	201.00	7.3	1.40		
7.2	189	184.80	7.4	1.45		
8.4	161	158.12	7.5	1.55	**S57**	
9.7	142	137.05	7.6	1.60	**SF57**	
10	134	128.10	7.6	1.65	**SA57**	**4P**
12	118	110.73	7.7	1.75	**SAF57**	
14	102	94.08	7.8	1.85		
16	92	84.00	7.8	1.95		
19	80	71.75	7.8	2.00		

选型参数表 (恒功率)

Selection Table (Constant Power)

n_a [r/min]	Ma [Nm]	i	F_{ra} [kN]	f_B	机型号 Type size	极数 Pole
0.25kW						
6.6	194	201.00	4.9	0.80		
7.2	178	184.80	4.9	0.85		
8.4	157	158.12	5.1	1.00		
9.7	136	137.05	5.2	1.10		
10	129	128.10	5.2	1.20		
12	113	110.73	5.3	1.35		
14	98	94.08	5.3	1.40		
16	89	84.00	5.4	1.45	**S47**	
19	77	71.75	5.4	1.55	**SF47**	
19	92	69.39	5.4	1.40	**SA47**	**4P**
20	73	67.20	5.5	1.60	**SAF47**	
21	84	63.80	5.4	1.45		
24	73	54.59	5.4	1.55		
28	63	47.32	5.5	1.65		
30	58	44.22	5.5	1.70		
35	52	38.23	5.5	1.80		
41	44	32.48	5.5	1.90		
46	40	29.00	5.5	2.00		
13	98	98.80	2.8	0.85		
15	86	86.36	2.8	0.90		
16	82	80.96	2.8	0.95		
19	73	71.44	2.8	1.00		
21	66	63.33	2.8	1.05		
24	68	55.93	2.8	1.05		
26	63	51.30	2.8	1.05		
30	54	43.68	2.8	1.15		
35	47	37.66	2.8	1.20	**S37**	
38	44	35.10	2.8	1.20	**SF37**	
43	39	30.68	2.8	1.30	**SA37**	**4P**
46	37	28.76	2.8	1.30	**SAF37**	
52	33	25.38	2.8	1.40		
59	29	22.50	2.8	1.45		
70	25	19.13	2.7	1.60		
71	27	18.85	2.7	1.50		
81	24	16.48	2.6	1.60		
86	22	15.45	2.6	1.65		
98	20	13.63	2.5	1.70		
110	17	12.08	2.4	1.80		
130	15	10.27	2.3	1.85		
95	19	28.76	2.6	1.70		
107	17	25.38	2.5	1.75		
121	15	22.50	2.4	1.85		
142	13	19.13	2.3	1.95	**S37**	
144	14	18.85	2.2	1.90	**SF37**	**2P**
165	12	16.48	2.2	2.00	**SA37**	
176	11	15.45	2.1	2.05	**SAF37**	
200	10	13.63	2.1	2.15		
225	9	12.08	2.0	2.20		
0.37kW						
0.31	7586	4328	40	0.85	**S100R77**	
0.41	5685	3243	40	1.15	**SF100R77**	
0.53	4434	2530	40	1.45	**SA100R77**	**4P**
0.60	3870	2208	40	1.55	**SAF100R77**	
0.68	3418	1950	40	1.65		
0.65	2577	2054	24	1.00		
0.73	2316	1824	26	1.10	**S87R57**	
0.82	2097	1631	27	1.20	**SF87R57**	**4P**
1.4	1255	930	28	1.70	**SA87R57**	
1.6	1136	831	28	1.75	**SAF87R57**	

n_a [r/min]	Ma [Nm]	i	F_{ra} [kN]	f_B	机型号 Type size	极数 Pole
0.37kW						
1.9	1279	714	11	1.00		
2.1	1149	637	12	1.15	**S77R37**	
2.3	1042	574	13	1.25	**SF77R37**	**4P**
2.7	912	499	14	1.35	**SA77R37**	
3.0	805	438	14	1.50	**SAF77R37**	
3.4	715	389	15	1.60		
3.6	668	365	7.3	0.85	**S67R37**	
4.2	588	319	8.1	1.00	**SF67R37**	**4P**
4.7	523	281	8.6	1.10	**SA67R37**	
5.4	461	246	9.0	1.25	**SAF67R37**	
					S87	
2.3	843	288.00	28	2.00	**SF87**	**8P**
2.6	766	258.18	28	2.10	**SA87**	
3.0	669	222.40	28	2.25	**SAF87**	
2.9	661	225.26	14	1.65	**S77**	
3.1	628	214.00	15	1.65	**SF77**	**8P**
3.5	563	189.09	15	1.75	**SA77**	
4.1	487	161.60	15	1.90	**SAF77**	
					S77	
3.5	570	256.47	15	1.75	**SF77**	**6P**
4.0	514	225.26	15	1.85	**SA77**	
4.2	489	214.00	15	1.90	**SAF77**	
4.1	487	217.41	8.4	1.10	**S67**	
4.7	432	190.11	8.8	1.25	**SF67**	**6P**
4.9	416	180.60	8.9	1.35	**SA67**	
5.6	370	158.45	9.2	1.45	**SAF67**	
6.1	328	217.41	9.4	1.50		
7.0	290	190.11	10	1.60	**S67**	
7.4	276	180.60	10	1.65	**SF67**	**4P**
8.4	246	158.45	10	1.70	**SA67**	
9.9	211	134.40	10	1.85	**SAF67**	
11	194	121.33	10	1.90		
5.6	355	158.12	6.2	0.80		
6.5	316	137.05	6.6	0.95	**S57**	
6.9	296	128.10	6.7	1.00	**SF57**	**6P**
8.0	263	110.37	7.0	1.10	**SA57**	
9.4	226	94.08	7.2	1.30	**SAF57**	
11	205	84.00	7.4	1.35		
6.6	295	201.00	6.7	0.95		
7.2	279	184.80	6.9	1.05		
8.4	239	158.12	7.1	1.20		
9.7	210	137.05	7.3	1.35		
10	199	128.10	7.4	1.35	**S57**	
12	175	110.73	7.5	1.45	**SF57**	
14	150	94.08	7.6	1.50	**SA57**	**4P**
16	136	84.00	7.7	1.60	**SAF57**	
19	118	71.75	7.7	1.70		
19	135	69.39	7.7	1.60		
20	112	67.20	7.7	1.70		
21	124	63.80	7.7	1.65		
24	104	54.59	7.7	1.80		
10	202	137.05	4.9	0.80		
10	191	128.10	4.9	0.85		
12	168	110.73	5.1	0.95	**S47**	
14	145	94.08	5.2	1.10	**SF47**	**4P**
16	131	84.00	5.2	1.20	**SA47**	
19	114	71.75	5.3	1.30	**SAF47**	
19	136	69.39	5.2	1.15		
20	107	67.20	5.3	1.30		

Si

选型参数表 (恒功率)

Selection Table (Constant Power)

n_a [r/min]	Ma [Nm]	i	F_{ra} [kN]	f_B	机型号 Type size	极数 Pole
0.37kW						
21	125	63.80	5.2	1.20		
24	108	54.59	5.3	1.30		
28	93	47.32	5.1	1.35		
30	86	44.22	5.1	1.40		
35	77	38.23	4.9	1.45	**S47**	
41	66	32.48	4.7	1.55	**SF47**	**4P**
46	59	29.00	4.6	1.65	**SA47**	
54	51	24.77	4.4	1.70	**SAF47**	
57	48	23.20	4.3	1.75		
68	41	19.54	4.0	1.90		
75	38	17.80	3.8	2.00		
88	33	15.12	3.8	2.10		
21	97	63.33	2.8	0.85		
26	94	51.30	2.8	0.85		
30	80	43.68	2.8	0.95		
35	69	37.66	2.8	1.00		
38	65	35.10	2.8	1.00		
43	58	30.68	2.8	1.05		
46	54	28.76	2.8	1.10		
52	48	25.38	2.8	1.20	**S37**	
59	43	22.50	2.7	1.20	**SF37**	**4P**
70	37	19.13	2.5	1.30	**SA37**	
71	40	18.85	2.4	1.25	**SAF37**	
81	35	16.48	2.4	1.30		
86	33	15.45	2.4	1.35		
98	29	13.63	2.3	1.40		
110	26	12.08	2.3	1.40		
130	22	10.27	2.2	1.50		
139	21	9.57	2.1	1.55		
176	17	7.57	2.0	1.70		
108	25	25.38	2.4	1.45		
122	23	22.50	2.3	1.50		
143	20	19.13	2.2	1.60		
145	20	18.85	2.1	1.55	**S37**	
166	18	16.48	2.1	1.65	**SF37**	**2P**
177	17	15.45	2.1	1.65	**SA37**	
201	15	13.63	2.0	1.75	**SAF37**	
227	13	12.08	1.9	1.80		
267	11	10.27	1.8	1.95		
286	11	9.57	1.8	2.00		
0.55kW						
0.55	6307	2530	40	1.05	**S100R77**	
0.63	5505	2208	40	1.20	**SF100R77**	
0.71	4861	1950	40	1.35	**SA100R77**	**4P**
0.79	4411	1769	40	1.45	**SAF100R77**	
0.91	3791	1521	40	1.55		
1.0	2545	1332	24	0.90		
1.2	2276	1191	26	1.00		
1.3	2097	1032	27	1.15	**S87R57**	
1.5	1890	930	27	1.25	**SF87R57**	
1.7	1689	831	27	1.35	**SA87R57**	**4P**
1.9	1461	719	28	1.55	**SAF87R57**	
2.2	1327	624	28	1.60		
2.5	1186	558	28	1.70		
3.2	950	435	28	1.90		
2.8	1364	499	6.6	0.90		
3.2	1197	438	12	1.05	**S77R37**	
3.6	1063	389	13	1.15	**SF77R37**	**4P**
4.3	894	327	14	1.35	**SA77R37**	
4.8	816	289	14	1.45	**SAF77R37**	
5.6	706	250	15	1.55		

n_a [r/min]	Ma [Nm]	i	F_{ra} [kN]	f_B	机型号 Type size	极数 Pole
0.55kW						
5.7	686	246	6.3	0.85	**S67R37**	
6.3	623	221	7.7	0.95	**SF67R37**	**4P**
7.0	560	198	8.2	1.05	**SA67R37**	
8.3	478	168	8.8	1.20	**SAF67R37**	
					S87	
2.3	1254	288.00	28	1.65	**SF87**	**8P**
2.6	1139	258.18	28	1.70	**SA87**	
3.0	994	222.40	28	1.85	**SAF87**	
3.1	975	288.00	28	1.85	**S87**	
3.4	886	258.18	28	1.95	**SF87**	**6P**
4.0	773	222.40	28	2.05	**SA87**	
4.4	716	202.96	28	2.10	**SAF87**	
2.9	983	225.26	13	1.15	**S77**	
3.1	934	214.00	13	1.20	**SF77**	**8P**
3.5	848	189.09	13	1.35	**SA77**	
4.1	725	161.60	14	1.55	**SAF77**	
3.5	847	256.47	13	1.35	**S77**	
4.0	765	225.26	14	1.50	**SF77**	
4.2	726	214.00	14	1.55	**SA77**	**6P**
4.7	651	189.09	14	1.60	**SAF77**	
5.5	564	161.60	15	1.70		
5.4	570	256.47	15	1.70	**S77**	
6.2	508	225.26	15	1.80	**SF77**	**4P**
6.5	482	214.00	15	1.85	**SA77**	
7.4	432	189.09	15	1.95	**SAF77**	
8.6	375	161.60	15	2.05		
6.4	487	217.41	8.2	1.00	**S67**	
7.3	432	190.11	8.7	1.10	**SF67**	
7.7	410	180.60	8.8	1.15	**SA67**	**4P**
8.8	365	158.45	9.1	1.30	**SAF67**	
10	314	134.40	9.4	1.50		
11	288	121.33	10	1.55		
13	257	106.75	10	1.65		
14	245	100.80	10	1.65		
16	212	85.83	10	1.75	**S67**	
19	232	75.06	10	1.70	**SF67**	
21	204	65.63	10	1.75	**SA67**	**4P**
22	185	62.35	10	1.85	**SAF67**	
25	163	54.70	10	1.95		
30	140	46.40	10	2.05		
33	127	41.89	10	2.20		
9.5	336	94.08	6.4	0.85		
11	305	84.00	6.7	0.95		
12	264	71.75	7.0	1.10	**S57**	
13	247	67.20	7.1	1.15	**SF57**	**6P**
16	244	54.59	7.1	1.10	**SA57**	
19	215	47.32	7.3	1.30	**SAF57**	
20	201	44.22	7.4	1.35		
23	175	38.23	7.5	1.40		
8.8	355	158.12	6.0	0.80		
10	312	137.05	6.5	0.90		
11	296	128.10	6.7	0.95		
13	259	110.73	7.0	1.10		
15	224	94.08	7.2	1.25	**S57**	
17	203	84.00	7.3	1.30	**SF57**	**4P**
19	176	71.75	7.5	1.40	**SA57**	
21	166	67.20	7.5	1.40	**SAF57**	
25	159	54.59	7.6	1.45		
29	139	47.32	7.6	1.55		
31	131	44.22	7.7	1.55		
36	114	38.23	7.7	1.65		

选型参数表 (恒功率)

Selection Table (Constant Power)

n_a [r/min]	Ma [Nm]	i	F_{ra} [kN]	f_B	机型号 Type size	极数 Pole
0.55kW						
43	97	32.48	7.6	1.75	**S57**	
48	88	29.00	7.3	1.85	**SF57**	
56	76	24.77	7.0	1.95	**SA57**	**4P**
60	71	23.20	6.9	2.00	**SAF57**	
71	60	19.54	6.4	2.10		
17	195	84.00	4.9	0.80		
19	169	71.75	5.0	0.95		
21	160	67.20	5.1	1.00		
25	161	54.59	4.9	0.95		
29	138	47.32	4.8	1.10		
31	129	44.22	4.7	1.15		
36	114	38.32	4.6	1.20		
43	98	32.48	4.4	1.30	**S47**	
48	88	29.00	4.3	1.30	**SF47**	
56	76	24.77	4.2	1.40	**SA47**	**4P**
60	71	23.20	4.1	1.45	**SAF47**	
71	60	19.54	3.7	1.55		
78	57	17.80	3.6	1.65		
92	49	15.12	3.6	1.75		
103	44	13.50	3.4	1.80		
121	38	11.53	3.3	1.90		
129	35	10.80	3.2	1.95		
153	30	9.10	3.1	2.10		
173	27	8.04	3.1	2.15		
45	86	30.68	2.5	0.80		
48	80	28.76	2.5	0.85		
55	72	25.38	2.5	0.95		
62	64	22.50	2.5	1.00		
73	55	19.13	2.4	1.05		
74	59	18.85	2.4	1.05	**S37**	
84	52	16.48	2.2	1.10	**SF37**	**4P**
90	49	15.45	2.1	1.10	**SA37**	
102	43	13.63	2.1	1.15	**SAF37**	
115	38	12.08	2.1	1.20		
135	33	10.27	2.0	1.30		
145	31	9.57	2.0	1.30		
184	25	7.57	1.9	1.45		
95	42	28.76	2.3	1.15		
108	38	25.38	2.2	1.20		
122	34	22.50	2.2	1.25		
143	29	19.13	2.0	1.30		
145	30	18.85	2.0	1.30	**S37**	
166	26	16.48	1.9	1.35	**SF37**	**2P**
177	25	15.45	1.9	1.35	**SA37**	
201	22	13.63	1.9	1.45	**SAF37**	
227	20	12.08	1.7	1.50		
267	17	10.27	1.7	1.60		
286	16	9.57	1.6	1.60		
362	13	7.57	1.6	1.75		
0.75kW						
0.63	7506	2208	40	0.85		
0.71	6628	1950	40	1.00	**S100R77**	
0.79	6015	1769	40	1.05	**SF100R77**	**4P**
0.91	5170	1521	40	1.25	**SA100R77**	
1.05	4513	1327	40	1.45	**SAF100R77**	
1.23	3827	1126	40	1.55		
1.1	4323	1223	20	0.85		
1.3	3804	1070	29	1.00		
1.5	3319	928	32	1.15	**S97R57**	
1.7	2965	824	33	1.30	**SF97R57**	**4P**
1.9	2117	714	34	1.75	**SA97R57**	
2.2	2280	626	34	1.70	**SAF97R57**	
2.6	1960	538	34	1.85		
2.9	1789	484	34	1.95		

n_a [r/min]	Ma [Nm]	i	F_{ra} [kN]	f_B	机型号 Type size	极数 Pole
0.75kW						
1.3	2860	1032	18	0.90		
1.5	2577	930	25	1.00		
1.7	2303	831	26	1.10	**S87R57**	
1.9	1992	719	27	1.25	**SF87R57**	**4P**
2.2	1809	624	27	1.40	**SA87R57**	
2.5	1618	558	27	1.45	**SAF87R57**	
3.2	1296	435	28	1.60		
4.3	989	323	28	1.85		
4.3	1219	327	11	1.05	**S77R37**	
4.8	1113	289	12	1.15	**SF77R37**	**4P**
5.6	962	250	13	1.30	**SA77R37**	
6.3	843	219	14	1.40	**SAF77R37**	
					S97	
2.4	1845	286.40	34	1.90	**SF97**	**8P**
2.6	1709	262.22	34	1.95	**SA97**	
3.0	1528	231.67	35	2.05	**SAF97**	
3.2	1293	288.00	28	1.60	**S87**	
3.5	1174	258.18	28	1.65	**SF87**	**6P**
4.1	1026	222.40	28	1.80	**SA87**	
4.5	949	202.96	28	1.85	**SAF87**	
4.8	894	288.00	28	1.90	**S87**	
5.4	802	258.18	28	2.00	**SF87**	**4P**
6.3	700	222.40	28	2.10	**SA87**	
6.8	648	202.96	28	2.20	**SAF87**	
4.0	1014	225.26	12	1.10	**S77**	
4.3	963	214.00	12	1.15	**SF77**	**6P**
4.8	875	189.09	13	1.30	**SA77**	
5.6	759	161.60	14	1.45	**SAF77**	
5.4	777	256.47	14	1.45		
6.2	692	225.26	14	1.55		
6.5	658	214.00	14	1.60	**S77**	
7.4	590	189.09	15	1.65	**SF77**	
8.6	511	161.60	15	1.75	**SA77**	**4P**
9.4	476	148.15	15	1.80	**SAF77**	
11	424	130.00	15	1.90		
11	405	123.20	15	1.95		
13	357	107.83	15	2.05		
7.3	660	190.11	7.2	0.80		
7.7	627	180.60	7.5	0.85		
8.8	498	158.45	8.1	1.00		
10	428	134.40	8.7	1.15		
11	392	121.33	9.0	1.25	**S67**	
13	350	106.75	9.3	1.40	**SF67**	
14	334	100.80	9.4	1.40	**SA67**	**4P**
16	289	85.83	10	1.50	**SAF67**	
19	299	75.06	10	1.50		
21	263	65.63	10	1.55		
22	252	62.35	10	1.60		
25	223	54.70	10	1.65		
30	190	46.40	9.3	1.80		
13	350	71.75	6.1	0.80	**S57**	
14	328	67.20	6.3	0.85	**SF57**	
16	284	56.61	6.8	1.00	**SA57**	**6P**
19	285	47.32	6.8	0.90	**SAF57**	
21	266	44.22	6.9	1.00		
13	354	110.73	6.1	0.80		
15	305	94.08	6.6	0.95		
17	276	84.00	6.8	1.05	**S57**	
19	240	71.75	7.1	1.15	**SF57**	
21	226	67.20	7.2	1.20	**SA57**	**4P**
25	217	54.59	7.3	1.25	**SAF57**	
29	189	47.32	7.4	1.30		
31	178	44.22	7.5	1.35		
36	155	38.23	7.6	1.40		

选型参数表 (恒功率)

Selection Table (Constant Power)

n_a [r/min]	Ma [Nm]	i	F_{ra} [kN]	f_B	机型号 Type size	极数 Pole
0.75kW						
43	133	32.48	7.3	1.50		
48	120	29.00	7.1	1.55		
56	103	24.77	6.8	1.65	**S57**	
60	97	23.20	6.7	1.70	**SF57**	**4P**
71	82	19.54	6.2	1.80	**SA57**	
78	78	17.80	5.9	1.85	**SAF57**	
92	67	15.12	5.9	2.00		
103	60	13.50	5.6	2.05		
29	188	47.32	4.3	0.80		
31	175	44.22	4.3	0.85		
36	156	38.23	4.2	1.00		
43	133	32.48	4.1	1.10		
48	120	29.00	4.0	1.15		
56	104	24.77	3.9	1.20		
60	97	23.20	3.9	1.25	**S47**	
71	82	19.54	3.4	1.30	**SF47**	**4P**
78	78	17.80	3.4	1.40	**SA47**	
92	66	15.12	3.3	1.50	**SAF47**	
103	60	13.50	3.2	1.55		
121	51	11.53	3.1	1.65		
129	48	10.80	3.1	1.70		
153	41	9.10	3.0	1.80		
173	36	8.04	2.9	1.85		
73	75	19.13	2.2	0.85		
102	59	13.63	1.9	0.85	**S37**	
115	52	12.08	1.8	0.95	**SF37**	**4P**
135	45	10.27	1.8	1.00	**SA37**	
145	42	9.57	1.8	1.10	**SAF37**	
184	34	7.57	1.8	1.25		
148	39	19.13	2.0	1.10		
208	30	13.63	1.7	1.25	**S37**	
234	27	12.08	1.7	1.30	**SF37**	**2P**
276	23	10.27	1.7	1.35	**SA37**	
296	21	9.57	1.6	1.40	**SAF37**	
374	17	7.57	1.6	1.50		
1.1kW						
0.9	7529	1521	40	0.85		
1.1	6571	1327	40	1.00	**S100R77**	
1.2	5574	1126	40	1.15	**SF100R77**	
1.4	4872	984	40	1.35	**SA100R77**	**4P**
1.6	4275	864	40	1.45	**SAF100R77**	
1.7	4018	812	40	1.50		
2.0	3408	688	40	1.60		
1.7	4317	824	22	0.95		
2.0	3082	714	33	1.35	**S97R57**	
2.2	3320	626	32	1.25	**SF97R57**	**4P**
2.6	2854	538	33	1.45	**SA97R57**	
2.9	2605	484	33	1.60	**SAF97R57**	
3.3	2260	420	34	1.70		
2.2	2635	624	24	0.95		
2.5	2356	558	26	1.10		
2.9	1840	485	27	1.35		
3.2	1887	435	27	1.35	**S87R57**	
3.7	1639	378	27	1.45	**SF87R57**	**4P**
4.3	1303	323	28	1.60	**SA87R57**	
5.0	1134	281	28	1.45	**SAF87R57**	
5.5	1540	255	28	1.45		
6.3	1349	222	28	1.55		
6.8	1254	205	28	1.60		
6.4	1228	219	11	1.05	**S77R37** **SF77R37** **SA77R37** **SAF77R37**	**4P**

n_a [r/min]	Ma [Nm]	i	F_{ra} [kN]	f_B	机型号 Type size	极数 Pole
1.1kW						
2.5	2517	271.63	40	1.90	**S100**	
3.0	2167	229.96	38	2.00	**SF100**	**8P**
3.2	2008	212.81	37	2.10	**SA100**	
3.6	1806	190.74	36	2.20	**SAF100**	
2.4	2706	286.40	33	1.40	**S97**	
2.6	2507	262.22	33	1.50	**SF97**	**8P**
3.0	2241	231.67	34	1.70	**SA97**	
3.5	1924	196.52	34	1.80	**SAF97**	
					S97	
3.2	2070	286.40	34	1.75	**SF97**	**6P**
3.5	1918	262.22	34	1.80	**SA97**	
3.9	1715	231.67	34	1.90	**SAF97**	
3.2	1896	288.00	27	1.10	**S87**	
3.5	1723	258.00	27	1.20	**SF87**	**6P**
4.1	1504	222.40	27	1.35	**SA87**	
4.5	1392	202.96	28	1.45	**SAF87**	
4.9	1302	288.00	28	1.55		
5.4	1167	258.18	28	1.65	**S87**	
6.3	1020	222.40	28	1.75	**SF87**	**4P**
6.9	944	202.96	28	1.80	**SA87**	
7.8	850	180.00	28	1.90	**SAF87**	
9.3	731	151.30	28	2.00		
6.2	1008	225.26	12	1.10		
6.5	958	214.00	13	1.15		
7.4	859	189.09	13	1.35		
8.7	745	161.60	14	1.45	**S77**	
9.4	693	148.15	14	1.50	**SF77**	**4P**
11	617	130.00	15	1.60	**SA77**	
11	590	123.20	15	1.60	**SAF77**	
13	525	107.83	15	1.70		
14	477	97.14	15	1.75		
16	425	85.22	15	1.85		
12	572	121.33	7.4	0.85		
13	510	106.75	8.1	0.95		
14	486	100.80	8.3	1.00		
16	420	85.83	8.8	1.15		
18	385	78.00	9.1	1.30	**S67**	
21	383	65.63	9.1	1.30	**SF67**	**4P**
22	367	62.35	9.2	1.30	**SA67**	
26	324	54.70	9.1	1.40	**SAF67**	
30	277	46.40	8.8	1.45		
33	252	41.89	8.6	1.55		
38	223	36.85	8.3	1.60		
40	210	34.80	8.2	1.65		
47	181	29.63	7.9	1.75		
20	349	71.75	6.2	1.00		
21	330	67.20	6.4	1.00		
25	282	56.61	6.8	1.05		
30	275	47.32	6.9	1.10		
32	259	44.22	7.0	1.10		
37	226	38.23	7.0	1.20		
43	194	32.48	6.8	1.25	**S57**	
48	174	29.00	6.7	1.30	**SF57**	
57	150	24.77	6.4	1.40	**SA57**	**4P**
60	141	23.20	6.3	1.40	**SAF57**	
72	120	19.54	6.1	1.50		
79	114	17.80	5.6	1.55		
93	97	15.12	5.5	1.65		
104	87	13.50	5.3	1.70		
121	75	11.53	5.1	1.80		
130	70	10.80	5.0	1.85		
154	60	9.10	4.8	2.00		

选型参数表 (恒功率)

Selection Table (Constant Power)

n_a [r/min]	Ma [Nm]	i	F_{ra} [kN]	f_B	机型号 Type size	极数 Pole
1.1kW						
48	175	29.00	3.5	0.95		
57	151	24.77	3.5	1.00		
60	141	23.20	3.5	1.05		
72	120	19.54	3.4	1.10	**S47**	
79	113	17.80	2.9	1.15	**SF47**	
93	97	15.12	2.9	1.25	**SA47**	**4P**
104	87	13.50	2.9	1.30	**SAF47**	
121	75	11.53	2.8	1.35		
130	70	10.80	2.8	1.40		
154	59	9.10	2.7	1.45		
174	53	8.04	2.7	1.55		
185	49	7.57	1.5	0.85	**S37** **SF37** **SA37** **SAF37**	**4P**
208	44	13.63	1.5	0.85		
234	39	12.08	1.5	0.90	**S37**	
276	33	10.27	1.5	1.00	**SF37**	**2P**
296	31	9.57	1.5	1.05	**SA37**	
374	25	7.57	1.4	1.25	**SAF37**	
1.5kW						
1.2	7600	1126	40	0.85		
1.4	6643	984	40	1.00	**S100R77**	
1.6	5830	864	40	1.10	**SF100R77**	**4P**
1.7	5479	812	40	1.20	**SA100R77**	
2.0	4647	688	40	1.40	**SAF100R77**	
2.3	4062	602	40	1.50		
2.0	4203	714	28	0.90		
2.2	4528	626	18	0.85	**S97R57**	
2.6	3891	538	30	1.00	**SF97R57**	
2.9	3552	484	32	1.10	**SA97R57**	**4P**
3.3	3082	420	33	1.25	**SAF97R57**	
3.7	2786	376	33	1.40		
4.3	2435	327	34	1.65		
2.9	2792	485	16	0.80		
3.2	2573	435	25	0.90		
3.7	2235	378	26	1.00	**S87R57**	
4.3	1777	323	27	1.15	**SF87R57**	**4P**
5.0	2315	281	27	1.10	**SA87R57**	
5.5	1993	255	27	1.25	**SAF87R57**	
6.3	1735	222	27	1.35		
6.8	1637	205	28	1.40		
2.5	3482	271.63	40	1.60	**S100**	
3.0	2999	229.96	38	1.70	**SF100**	**8P**
3.2	2778	212.81	37	1.75	**SA100**	
					SAF100	
3.5	2571	271.63	36	1.85	**S100**	
4.1	2182	229.96	34	2.00	**SF100**	**6P**
4.4	2031	212.81	34	2.05	**SA100**	
4.9	1842	190.74	32	2.15	**SAF100**	
2.4	3637	286.40	31	1.05	**S97**	
2.6	3369	262.22	32	1.15	**SF97**	**8P**
2.9	3012	231.67	33	1.25	**SA97**	
3.5	2585	196.52	33	1.45	**SAF97**	
3.3	2792	286.40	33	1.35	**S97**	
3.6	2587	262.22	33	1.45	**SF97**	**6P**
4.1	2314	231.67	34	1.65	**SA97**	
4.8	1987	196.52	34	1.75	**SAF97**	
4.9	1903	286.40	34	1.80	**S97**	
5.3	1764	262.22	34	1.85	**SF97**	**4P**
6.0	1578	231.67	35	1.95	**SA97**	
7.1	1356	196.52	35	2.10	**SAF97**	

n_a [r/min]	Ma [Nm]	i	F_{ra} [kN]	f_B	机型号 Type size	极数 Pole
1.5kW						
3.6	2323	258.18	25	0.90	**S87**	
4.2	2029	222.40	26	1.00	**SF87**	**6P**
4.6	1877	202.96	27	1.10	**SA87**	
5.2	1689	180.00	27	1.20	**SAF87**	
4.9	1775	288.00	27	1.10		
5.4	1592	258.18	27	1.20		
6.3	1391	222.40	28	1.40		
6.9	1287	202.96	28	1.55	**S87**	
7.8	1159	180.00	28	1.60	**SF87**	**4P**
9.3	996	151.30	28	1.75	**SA87**	
10	923	139.05	28	1.80	**SAF87**	
11	826	123.48	28	1.85		
13	751	110.40	28	1.95		
14	686	99.26	28	2.00		
7.4	1171	189.09	10	1.10		
8.7	1016	161.60	12	1.15		
9.4	945	148.15	13	1.30		
11	842	130.00	13	1.35		
11	804	123.20	14	1.40		
13	715	107.83	14	1.45		
14	650	97.14	15	1.50	**S77**	
16	580	85.22	15	1.60	**SF77**	**4P**
19	608	75.09	13	1.50	**SA77**	
20	581	71.33	13	1.55	**SAF77**	
21	468	66.67	14	1.70		
22	514	63.03	13	1.65		
25	413	56.92	13	1.80		
26	445	53.87	13	1.75		
28	408	49.38	12	1.80		
32	362	43.33	12	1.90		
16	573	85.83	7.5	0.85		
18	525	78.00	8.0	0.95		
21	523	65.63	8.1	0.95		
22	500	62.35	8.3	0.95		
26	442	54.70	8.4	1.05	**S67**	
30	378	46.40	8.2	1.25	**SF67**	
33	344	41.89	8.0	1.30	**SA67**	**4P**
38	304	36.85	7.8	1.40	**SAF67**	
40	286	34.80	7.8	1.40		
47	247	29.63	7.5	1.50		
52	225	26.93	7.4	1.55		
58	209	24.00	6.7	1.60		
65	189	21.67	6.6	1.70		
73	166	19.06	6.5	1.75	**S67**	
78	158	18.00	6.3	1.80	**SF67**	**4P**
91	135	15.33	6.1	1.90	**SA67**	
101	124	13.93	5.9	1.95	**SAF67**	
43	265	32.48	6.3	0.90		
48	238	29.00	6.2	1.00		
57	205	24.77	6.0	1.15		
60	193	23.20	6.0	1.25	**S57**	
72	164	19.54	5.8	1.30	**SF57**	
79	155	17.80	5.2	1.35	**SA57**	**4P**
93	132	15.12	5.1	1.40	**SAF57**	
104	119	13.50	5.0	1.45		
121	102	11.53	4.8	1.55		
130	96	10.80	4.7	1.60		
154	82	9.10	4.6	1.70		
104	118	13.50	2.5	0.85	**S47**	
121	102	11.53	2.5	1.00	**SF47**	
130	95	10.80	2.5	1.10	**SA47**	**4P**
154	81	9.10	2.5	1.25	**SAF47**	
174	72	8.04	2.4	1.30		

选型参数表 (恒功率)

Selection Table (Constant Power)

n_a [r/min]	Ma [Nm]	i	F_{ra} [kN]	f_B	机型号 Type size	极数 Pole
1.5kW						
297	43	9.57	1.3	0.85	**S37 SF37**	2P
375	34	7.57	1.3	0.90	**SA37 SAF37**	
2.2kW						
2.1	6672	688	40	1.00	**S100R77**	
2.4	5832	602	40	1.10	**SF100R77**	
2.6	5274	544	40	1.25	**SA100R77**	4P
3.0	4610	476	40	1.40	**SAF100R77**	
3.5	4656	409	40	1.40		
3.4	4457	420	18	0.90	**S97R57**	
3.8	4028	376	27	1.00	**SF97R57**	
4.4	3522	327	32	1.20	**SA97R57**	4P
5.0	3124	287	33	1.35	**SAF97R57**	
5.7	2772	252	33	1.50		
3.5	3771	271.63	35	1.50	**S100**	
4.1	3200	229.96	33	1.65	**SA100**	6P
4.4	2979	212.81	33	1.70	**SAF100**	
4.9	2701	190.74	32	1.75	**SF100**	
5.3	2543	271.63	31	1.80		
6.2	2205	229.96	30	1.95	**S100**	
6.7	2066	212.81	29	2.00	**SF100**	4P
7.5	1874	190.74	28	2.10	**SA100**	
8.3	1713	172.20	27	2.15	**SAF100**	
9.1	1576	156.41	26	2.20		
3.3	4056	286.40	29	1.00	**S97**	
3.6	3759	262.22	31	1.30	**SF97**	6P
4.1	3321	231.67	32	1.35	**SA97**	
4.8	2852	196.52	33	1.45	**SAF97**	
5.0	2786	286.40	33	1.45		
5.5	2551	262.22	33	1.55		
6.2	2282	231.67	34	1.65		
7.3	1986	196.52	34	1.75	**S97**	
7.9	1828	180.95	34	1.80	**SF97**	
8.8	1657	161.74	34	1.85	**SA97**	4P
9.8	1502	145.60	35	1.95	**SAF97**	
11	1370	131.85	35	2.05		
12	1231	116.92	35	2.10		
14	1128	105.71	35	2.20		
16	976	89.60	35	2.35		
5.5	2301	258.18	25	1.00		
6.4	2040	222.40	26	1.10		
7.0	1862	202.96	27	1.25		
7.9	1675	180.00	27	1.35		
9.5	1441	151.30	27	1.45		
10	1335	139.05	28	1.50	**S87**	
12	1205	123.48	28	1.55	**SF87**	
13	1086	110.40	28	1.60	**SA87**	4P
14	992	99.26	28	1.70	**SAF87**	
17	874	86.15	28	1.75		
17	980	81.76	28	1.65		
19	802	77.14	28	1.80		
20	850	70.43	28	1.75		
22	780	64.27	28	1.80		
25	696	57.00	28	1.90		
11	1227	130.00	6	1.00		
12	1163	123.20	11	1.05	**S77**	
13	1035	107.83	12	1.20	**SF77**	4P
15	940	97.14	13	1.25	**SA77**	
17	838	85.22	13	1.30	**SAF77**	
19	751	75.20	13	1.35		

n_a [r/min]	Ma [Nm]	i	F_{ra} [kN]	f_B	机型号 Type size	极数 Pole
2.2kW						
21	683	66.67	13	1.40		
23	743	63.03	12	1.35	**S77**	
25	598	56.92	12	1.50	**SF77**	
27	644	53.87	11	1.45	**SA77**	4P
29	594	49.38	11	1.50	**SAF77**	
33	523	43.33	11	1.55		
35	496	41.07	11	1.60		
40	437	35.94	11	1.65	**S77**	
44	397	32.38	10	1.75	**SF77**	
50	351	28.41	10	1.80	**SA77**	4P
57	312	25.07	10	1.90	**SAF77**	
60	303	23.87	9.0	1.95		
68	267	20.89	8.9	2.05		
31	546	46.40	7.1	0.95		
34	497	41.89	7.1	1.05		
39	439	36.85	7.0	1.15		
41	413	34.80	7.0	1.20		
48	357	29.63	6.8	1.25		
53	327	26.93	6.7	1.30		
61	286	23.33	6.6	1.35	**S67**	
66	274	21.67	5.8	1.40	**SF67**	4P
75	242	19.06	5.7	1.45	**SA67**	
79	229	18.00	5.7	1.50	**SAF67**	
93	196	15.33	5.6	1.60		
103	179	13.93	5.5	1.65		
118	156	12.07	5.4	1.70		
136	137	10.50	5.3	1.80		
156	120	9.17	5.2	1.90		
184	103	7.79	5.0	2.00		
106	172	13.50	4.4	1.00	**S57**	
124	148	11.53	4.4	1.15	**SF57**	
132	139	10.80	4.3	1.20	**SA57**	4P
157	118	9.10	4.2	1.40	**SAF57**	
178	105	8.04	4.2	1.45		
3.0kW						
2.6	7192	544	40	0.90	**S100R77**	
3.0	6286	476	40	1.05	**SF100R77**	
3.5	6349	409	40	1.05	**SA100R77**	4p
4.1	5458	352	40	1.20	**SAF100R77**	
4.7	4764	307	40	1.35		
5.0	4260	287	23	1.00	**S97R57**	
5.7	3780	252	31	1.10	**SF97R57**	4P
6.5	3285	219	32	1.30	**SA97R57**	
7.0	3075	205	33	1.35	**SAF97R57**	
3.5	5047	271.63	33	1.30	**S100**	
4.2	4297	229.96	32	1.40	**SF100**	6P
4.5	3986	212.81	31	1.45	**SA100**	
5.0	3606	190.74	30	1.50	**SAF100**	
5.3	3468	271.63	30	1.55		
6.2	3007	229.96	29	1.65	**S100**	
6.7	2817	212.81	28	1.70	**SF100**	4P
7.5	2556	190.74	27	1.75	**SA100**	
8.3	2336	172.20	26	1.85	**SAF100**	
9.1	2149	156.41	26	1.90		
5.0	3799	286.40	31	1.05		
5.5	3478	262.22	32	1.15	**S97**	
6.2	3111	231.67	32	1.30	**SF97**	
7.3	2708	196.52	33	1.45	**SA97**	4P
7.9	2493	180.95	33	1.55	**SAF97**	
8.8	2259	161.74	34	1.60		
9.8	2048	145.60	34	1.65		

选型参数表 (恒功率)

Selection Table (Constant Power)

n_a [r/min]	Ma [Nm]	i	F_{ra} [kN]	f_B	机型号 Type size	极数 Pole
3.0kW						
11	1868	131.85	34	1.75	**S97**	
12	1679	116.92	34	1.80	**SF97**	
14	1539	105.71	35	1.90	**SA97**	**4P**
16	1331	89.60	35	2.00	**SAF97**	
18	1333	80.85	35	2.00		
7.9	2285	180.00	26	1.00		
9.5	1965	151.30	27	1.15		
10	1820	139.05	27	1.25		
12	1643	123.48	27	1.30		
13	1481	110.40	27	1.40		
14	1352	99.26	28	1.45		
17	1192	86.15	28	1.50	**S87**	
17	1336	81.76	28	1.40	**SF87**	**4P**
19	1094	77.14	28	1.55	**SA87**	
20	1158	70.43	28	1.50	**SAF87**	
22	1064	64.27	28	1.55		
25	950	57.00	28	1.65		
30	801	47.91	28	1.75		
32	739	44.03	28	1.80		
37	660	39.10	28	1.90		
41	594	34.96	28	1.95		
17	1143	85.22	11	1.05		
19	1039	75.20	12	1.15		
21	937	66.67	12	1.20		
23	1027	63.03	10	1.15	**S77**	
25	815	56.92	11	1.30	**SF77**	**4P**
27	878	53.87	10	1.25	**SA77**	
29	810	49.38	10	1.25	**SAF77**	
33	713	43.33	10	1.35		
35	676	41.07	10	1.35		
40	596	35.94	10	1.45		
44	541	32.38	10	1.50		
50	478	28.41	10	1.55		
57	425	25.07	9.3	1.65		
60	414	23.87	8.2	1.65	**S77**	
68	364	20.89	8.2	1.75	**SF77**	
76	329	18.82	8.0	1.80	**SA77**	**4P**
87	291	16.51	8.0	1.90	**SAF77**	
98	258	14.57	7.8	2.00		
111	231	12.92	7.7	2.10		
130	198	11.03	7.5	2.20		
148	175	9.69	7.3	2.30		
41	564	34.80	6.0	0.85		
48	487	29.63	6.0	1.00		
53	446	26.93	6.0	1.10		
61	390	23.33	6.0	1.15		
66	373	21.67	5.2	1.20	**S67**	
75	330	19.06	5.0	1.25	**SF67**	
79	312	18.00	5.0	1.30	**SA67**	**4P**
93	268	15.33	5.0	1.35	**SAF67**	
103	244	13.93	4.9	1.40		
118	213	12.07	4.9	1.50		
136	187	10.50	4.8	1.55		
156	164	9.17	4.7	1.65		
184	140	7.79	4.6	1.75		
					S57	
132	190	10.80	3.8	0.90	**SF57**	**4P**
157	161	9.10	3.8	1.00	**SA57**	
178	143	8.04	3.8	1.20	**SAF57**	

n_a [r/min]	Ma [Nm]	i	F_{ra} [kN]	f_B	机型号 Type size	极数 Pole
4.0kW						
6.6	4320	219	21	0.95	**S97R57** **SF97R57**	**4P**
7.0	4043	205	26	1.05	**SA97R57** **SAF97R57**	
3.5	6729	271.63	31	1.00	**S100**	
4.2	5730	229.96	30	1.15	**SF100**	**6P**
4.5	5315	212.81	30	1.20	**SA100**	
5.0	4809	190.74	29	1.30	**SAF100**	
5.3	4592	271.63	29	1.35		
6.3	3981	229.96	28	1.45		
6.8	3730	212.81	27	1.50		
7.5	3384	190.74	26	1.55		
8.4	3093	172.20	26	1.60	**S100**	
9.2	2845	156.41	25	1.65	**SF100**	
10	2557	138.77	24	1.75	**SA100**	**4P**
11	2350	125.93	23	1.80	**SAF100**	
13	2060	108.24	22	1.90		
15	1783	94.48	21	2.00		
18	1711	80.45	21	2.10		
20	1552	72.11	20	2.20		
22	1409	65.10	19	2.25		
6.2	4091	231.67	27	1.00		
7.3	3560	196.52	32	1.10		
8.0	3300	180.95	32	1.20		
8.9	2971	161.74	33	1.35		
9.9	2693	145.60	33	1.45	**S97**	
11	2456	131.85	34	1.50	**SF97**	
12	2208	116.92	34	1.60	**SA97**	**4P**
14	2023	105.71	34	1.65	**SAF97**	
16	1751	89.60	34	1.75		
18	1753	80.85	34	1.75		
20	1568	71.43	35	1.85		
24	1335	60.59	35	1.95		
26	1233	55.79	35	2.00		
12	2160	123.48	26	0.95		
13	1947	110.40	27	1.00		
15	1778	99.26	27	1.10		
17	1580	86.15	27	1.20		
18	1757	81.76	27	0.90		
19	1438	77.14	28	1.25		
20	1523	70.43	27	1.05	**S87**	
22	1399	64.27	28	1.14	**SF87**	**4P**
25	1249	57.00	28	1.30	**SA87**	
30	1053	47.91	28	1.50	**SAF87**	
33	971	44.03	28	1.55		
37	868	39.10	28	1.65		
41	782	34.96	28	1.70		
46	707	31.43	28	1.80		
53	618	27.28	27	1.85		
60	551	23.92	25	1.95		
25	1072	56.92	10	0.90		
27	1154	53.87	8.8	0.95		
29	1065	49.38	8.9	1.05		
33	938	43.33	8.9	1.15	**S77**	
35	892	41.07	8.9	1.20	**SF77**	**4P**
40	784	35.94	8.9	1.25	**SA77**	
44	712	32.38	8.8	1.30	**SAF77**	
51	629	28.41	8.7	1.35		
57	559	25.07	8.6	1.40		
60	539	23.87	7.3	1.30		

选型参数表 (恒功率)

Selection Table (Constant Power)

n_a [r/min]	Ma [Nm]	i	F_{ra} [kN]	f_B	机型号 Type size	极数 Pole
4.0kW						
69	475	20.89	7.3	1.55		
77	429	18.82	7.2	1.60		
87	378	16.51	7.2	1.65	**S77**	
99	336	14.57	7.1	1.75	**SF77**	**4P**
111	299	12.92	7.0	1.85	**SA77**	
131	246	11.03	6.8	2.00	**SAF77**	
149	228	9.69	6.7	2.00		
179	191	8.06	6.5	2.15		
80	411	18.00	3.6	0.80		
94	352	15.33	4.0	0.95	**S67**	
103	321	13.93	4.3	1.05	**SF67**	
119	280	12.07	4.3	1.20	**SA67**	**4P**
137	246	10.50	4.3	1.35	**SAF67**	
157	216	9.17	4.3	1.40		
185	184	7.79	4.2	1.50		
5.5kW						
5.3	6314	271.63	27	1.00		
6.3	5474	229.96	26	1.20		
6.8	5128	212.81	26	1.25		
7.5	4653	190.74	25	1.30		
8.4	4253	172.20	24	1.35		
9.2	3912	156.41	24	1.40		
10	3515	138.77	23	1.45		
11	3231	125.93	23	1.55	**S100**	
13	2833	108.24	22	1.60	**SF100**	**4P**
15	2424	94.48	21	1.70	**SA100**	
18	2352	80.45	20	1.80	**SAF100**	
20	2133	72.11	20	1.85		
22	1937	65.10	19	1.90		
24	1766	59.13	18	2.00		
27	1583	52.46	18	2.10		
30	1447	47.61	17	2.15		
35	1262	40.92	17	2.30		
8.9	4084	161.74	28	0.95		
9.9	3703	145.60	31	1.00		
11	3376	131.85	32	1.10		
12	3035	116.92	33	1.15		
14	2782	105.71	33	1.25		
16	2407	89.60	34	1.35	**S97**	
18	2147	78.26	34	1.45	**SF97**	**4P**
20	2156	71.43	34	1.55	**SA97**	
22	1830	65.45	34	1.65	**SAF97**	
24	1835	60.59	34	1.65		
26	1695	55.79	34	1.70		
29	1526	49.87	35	1.80		
32	1378	44.89	35	1.85		
35	1256	40.65	35	1.95		
19	1978	77.14	27	0.90		
23	1688	64.00	27	0.95		
25	1717	57.00	27	0.95		
30	1448	47.91	28	1.10		
33	1335	44.03	28	1.20		
37	1194	39.10	28	1.35		
41	1075	34.96	27	1.50	**S87**	
46	972	31.43	27	1.55	**SF87**	**4P**
53	850	27.28	26	1.60	**SA87**	
60	758	23.92	24	1.70	**SAF87**	
67	681	21.39	23	1.75		
75	616	19.23	23	1.80		
86	539	16.69	22	1.90		
96	485	14.95	22	2.00		
116	405	12.40	21	2.10		
134	354	10.78	20	2.25		

n_a [r/min]	Ma [Nm]	i	F_{ra} [kN]	f_B	机型号 Type size	极数 Pole
5.5kW						
35	1227	41.07	7.2	0.90		
40	1078	35.94	7.4	1.05		
44	978	32.38	7.5	1.10		
51	865	28.41	7.5	1.15		
57	768	25.07	7.5	1.20		
60	748	23.87	7.5	1.25	**S77**	
69	658	20.89	7.5	1.30	**SF77**	**4P**
77	596	18.82	5.6	1.35	**SA77**	
87	526	16.51	5.9	1.40	**SAF77**	
99	468	14.57	6.2	1.50		
111	417	12.92	6.2	1.55		
131	358	11.03	6.1	1.65		
149	316	9.69	6.1	1.70		
179	265	8.06	6.0	1.85		
119	385	12.07	2.8	0.90	**S67**	
137	338	10.50	2.8	1.00	**SF67**	**4P**
157	297	9.17	3.5	1.15	**SA67**	
185	253	7.79	3.7	1.15	**SAF67**	
7.5kW						
6.3	7465	229.96	24	0.85		
6.8	6993	212.81	24	0.90		
7.5	6345	190.74	23	1.00		
8.4	5800	172.20	23	1.10		
9.2	5335	156.41	22	1.20		
10	4794	138.77	22	1.25		
11	4407	125.93	21	1.30	**S100**	
13	3863	108.24	21	1.40	**SF100**	
15	3306	94.48	20	1.50	**SA100**	**4P**
18	3207	80.45	19	1.55	**SAF100**	
20	2909	72.11	19	1.60		
22	2641	65.10	18	1.65		
24	2408	59.13	18	1.70		
27	2159	52.46	17	1.80		
30	1974	47.61	17	1.85		
35	1721	40.92	16	1.95		
40	1503	35.72	15	2.00		
48	1284	30.29	15	2.20		
14	3741	105.71	31	0.90		
16	3260	89.60	32	1.00		
18	2908	78.26	33	1.10	**S97**	
20	2900	71.43	33	1.15	**SF97**	**4P**
22	2468	65.45	34	1.20	**SA97**	
24	2468	60.59	34	1.35	**SAF97**	
26	2280	55.79	34	1.45		
29	2052	49.87	34	1.55		
32	1853	44.89	34	1.60		
35	1689	40.65	34	1.65		
40	1508	36.05	34	1.75	**S97**	
44	1372	32.60	34	1.80	**SF97**	
52	1179	27.63	30	1.90	**SA97**	**4P**
64	980	22.65	30	2.15	**SAF97**	
70	891	20.48	29	2.25		
83	759	17.36	29	2.40		
95	667	15.16	29	2.50		
33	1796	44.03	26	0.90		
37	1606	39.10	26	1.00		
41	1445	34.96	26	1.10	**S87**	
46	1308	31.43	25	1.20	**SF87**	
53	1147	27.28	25	1.40	**SA87**	**4P**
60	1019	23.92	22	1.45	**SAF87**	
67	916	21.39	22	1.50		
75	828	19.23	22	1.60		
86	724	16.69	21	1.65		

选型参数表 (恒功率)

Selection Table (Constant Power)

n_B [r/min]	Ma [Nm]	i	F_{rB} [kN]	f_B	机型号 Type size	极数 Pole
7.5kW						
96	652	14.95	21	1.75	**S87**	
116	544	12.40	20	1.85	**SF87**	**4P**
134	476	10.78	19	1.95	**SA87**	
163	391	8.81	19	2.05	**SAF87**	
51	1163	28.41	5.9	0.90		
57	1033	25.07	6.1	1.00		
60	1006	23.87	6.2	0.80		
69	885	20.89	6.3	0.80	**S77**	
77	802	18.82	1.8	0.90	**SF77**	
87	707	16.51	2.2	1.00	**SA77**	**4P**
99	629	14.57	3.1	1.15	**SAF77**	
111	561	12.92	3.7	1.25		
131	482	11.03	4.9	1.40		
149	425	9.69	5.3	1.50		
179	357	8.06	5.3	1.60		
11.0kW						
9.3	7717	156.41	20	0.85		
11	6934	138.77	20	0.95		
12	6374	125.93	19	1.00		
13	5588	108.24	19	1.15		
15	4782	94.48	18	1.25		
18	4136	80.45	18	1.30		
20	4209	72.11	17	1.30	**S100**	
22	3821	65.10	17	1.40	**SF100**	**4P**
25	3483	59.13	17	1.45	**SA100**	
28	3123	52.46	16	1.50	**SAF100**	
31	2855	47.61	16	1.55		
36	2490	40.92	15	1.65		
41	2174	35.72	15	1.70		
48	1857	30.29	14	1.80		
55	1647	26.48	14	1.90		
65	1393	22.39	13	2.00		
26	3344	55.79	32	1.00		
29	3010	49.87	33	1.10		
33	2718	44.89	33	1.20		
36	2477	40.65	33	1.35		
40	2211	36.05	32	1.45	**S97**	
45	2013	32.60	32	1.50	**SF97**	
53	1729	27.63	28	1.60	**SA97**	**4P**
64	1438	22.65	28	1.80	**SAF97**	
71	1307	20.48	27	1.85		
84	1113	17.36	26	2.00		
96	979	15.16	26	2.05		
115	823	12.68	25	2.20		
133	714	10.98	24	2.35		
54	1682	27.28	23	0.95		
60	1504	24.23	22	1.05		
72	1271	20.27	22	1.25	**S87**	
76	1214	19.23	19	1.30	**SF87**	
87	1062	16.69	19	1.35	**SA87**	**4P**
98	956	14.95	19	1.45	**SAF87**	
118	798	12.40	18	1.55		
135	698	10.78	18	1.60		
166	573	8.81	18	1.75		
15.0kW						
13	7670	108.24	17	0.85		
15	6878	94.48	16	0.95		
18	5833	80.45	16	1.10		
20	5739	72.11	16	1.15		
22	5210	65.10	16	1.20	**S100**	
25	4749	59.13	16	1.20	**SF100**	
28	4259	52.46	15	1.30	**SA100**	**4P**
31	3893	47.61	15	1.30	**SAF100**	
36	3395	40.92	15	1.40		
41	2964	35.72	14	1.45		
48	2532	30.29	14	1.55		
55	2247	26.48	13	1.65		
65	1899	22.39	13	1.75		

n_B [r/min]	Ma [Nm]	i	F_{rB} [kN]	f_B	机型号 Type size	极数 Pole
15.0kW						
33	3707	44.89	30	0.90		
36	3378	40.65	30	1.00		
40	3016	36.05	29	1.10		
45	2745	32.60	29	1.15		
53	2357	27.63	25	1.35	**S97**	
64	1961	22.65	25	1.55	**SF97**	**4P**
71	1783	20.48	25	1.60	**SA97**	
84	1518	17.36	24	1.70	**SAF97**	
96	1334	15.16	24	1.75		
115	1122	12.68	24	1.90		
133	974	10.98	23	2.00		
159	818	9.19	22	2.15		
98	1304	14.95	17	0.95	**S87**	
118	1088	12.40	17	1.15	**SF87**	**4P**
135	952	10.78	17	1.30	**SA87**	
166	782	8.81	16	1.30	**SAF87**	
18.5kW						
16	8425	94.48	15	0.80		
18	7145	80.45	15	0.90		
23	6383	65.10	15	1.00		
25	5818	59.13	15	1.10	**S100**	
28	5217	52.46	14	1.15	**SF100**	
31	4769	47.61	14	1.20	**SA100**	**4P**
36	4159	40.92	14	1.25	**SAF100**	
41	3631	35.72	13	1.35		
49	3101	30.29	13	1.40		
56	2752	26.48	13	1.50		
66	2327	22.39	12	1.55		
41	3669	36.05	27	0.90		
45	3339	32.60	27	0.95		
53	2868	27.63	27	1.05		
65	2386	22.65	27	1.20	**S97**	
72	2169	20.48	23	1.20	**SF97**	**4P**
85	1848	17.36	23	1.40	**SA97**	
97	1624	15.16	23	1.60	**SAF97**	
116	1366	12.68	22	1.70		
134	1187	10.98	22	1.80		
160	996	9.19	21	1.80		
22kW						
23	7590	65.10	14	0.85		
25	6919	59.13	14	0.95		
28	6204	52.46	14	1.00	**S100**	
31	5671	47.61	13	1.10	**SF100**	
36	4946	40.92	13	1.15	**SA100**	**4P**
41	4317	35.72	13	1.20	**SAF100**	
49	3688	30.29	13	1.30		
56	3272	26.48	12	1.35		
66	2767	22.39	12	1.45		
53	3410	27.63	25	0.90		
65	2837	22.65	25	0.90		
72	2579	20.48	19	1.00	**S97**	
85	2198	17.36	21	1.15	**SF97**	**4P**
97	1931	15.16	21	1.30	**SA97**	
116	1624	12.68	21	1.50	**SAF97**	
134	1411	10.98	21	1.65		
160	1184	9.19	21	1.75		
30kW						
31	7734	47.61	12	0.85		
36	6745	40.92	12	0.95	**S100**	
41	5887	35.72	12	1.05	**SF100**	**4P**
49	5029	30.29	11	1.10	**SA100**	
56	4462	26.48	11	1.15	**SAF100**	
66	3773	22.39	11	1.20		

选型参数表 (恒扭矩)

Selection Table (Constant Torque)

Mamax [Nm]	n_a [r/min]	i	F_{ra} [kN]	机型号 Type size	P [kW]/4P
87	0.13	10037	2.8		
	0.15	8654	2.8		
	0.16	8066	2.8		
	0.19	7051	2.8		
	0.22	6079	2.8		
	0.24	5431	2.8		
	0.28	4747	2.8		
	0.32	4155	2.8	S37R17	
	0.36	3632	2.8	SF37R17	
	0.46	2866	2.8	SA37R17	0.12
	0.53	2471	2.8	SAF37R17	
	0.61	2160	2.8		
	0.69	1887	2.8		
	0.79	1665	2.8		
	0.90	1456	2.8		
	1.0	1271	2.8		
	1.2	1121	2.8		
	1.3	994	2.8		
	1.5	869	2.8		
	1.7	774	2.8		
	2.0	666	2.8		
	2.2	596	2.8		
	2.5	521	2.8	S37R17	
	2.9	456	2.8	SF37R17	
	3.3	398	2.8	SA37R17	0.12
	3.7	351	2.8	SAF37R17	
	4.3	303	2.8		
	4.9	265	2.8		
	5.6	232	2.8		
	6.5	202	2.8		
	7.3	179	2.8	S37R17	
	8.3	158	2.8	SF37R17	0.18
	9.1	144	2.8	SA37R17	
	11	118	2.8	SAF37R17	
	12	110	2.8	S37R17 SF37R17 SA37R17 SAF37R17	0.25
170	0.10	12909	5.0		
	0.12	11189	5.0		
	0.13	10374	5.0		
	0.15	8992	5.0		
	0.17	7860	5.0		
	0.19	6887	5.0		
	0.22	6055	5.0		
	0.25	5292	5.0		
	0.28	4637	5.0	S47R17	
	0.32	4092	5.0	SF47R17	
	0.37	3582	5.0	SA47R17	0.12
	0.42	3131	5.0	SAF47R17	
	0.48	2714	5.0		
	0.54	2412	5.0		
	0.61	2131	5.0		
	0.70	1863	5.0		
	0.79	1663	5.0		
	0.91	1435	5.0		
	1.0	1254	5.0		
	1.2	1120	5.0		
	1.2	1083	5.0		

Mamax [Nm]	n_a [r/min]	i	F_{ra} [kN]	机型号 Type size	P [kW]/4P
170	1.4	965	5.0		
	1.5	865	5.0	S47R17	
	1.7	750	5.0	SF47R17	
	2.0	655	5.0	SA47R17	0.12
	2.3	574	5.0	SAF47R17	
	2.6	506	5.0		
	3.0	438	5.0		
	3.4	388	4.9	S47R17 SF47R17 SA47R17 SAF47R17	0.18
	3.9	336	4.9		
	4.5	294	4.9		
	5.2	257	4.9		
	5.8	229	4.9	S47R17	
	6.7	200	4.9	SF47R17	0.25
	7.1	187	4.9	SA47R17	
	8.1	165	4.9	SAF47R17	
	9.0	148	4.9	S47R17 SF47R17 SA47R17 SAF47R17	0.37
	10	131	4.9		
300	0.10	12909	6.7		
	0.12	11189	6.7		
	0.13	10374	6.7		
	0.15	8992	6.7	S57R17	
	0.17	7860	6.7	SF57R17	
	0.19	6887	6.7	SA57R17	0.12
	0.22	6055	6.7	SAF57R17	
	0.25	5292	6.7		
	0.28	4637	6.7		
	0.32	4092	6.7		
	0.36	3628	6.7		
	0.42	3131	6.7		
	0.48	2714	6.7		
	0.54	2412	6.7	S57R17	
	0.61	2131	6.7	SF57R17	
	0.70	1863	6.7	SA57R17	0.12
	0.79	1663	6.7	SAF57R17	
	0.91	1435	6.7		
	1.0	1254	6.7		
	1.2	1083	6.7		
	1.4	965	6.7	S57R17	
	1.5	865	6.7	SF57R17	0.12
	1.7	750	6.7	SA57R17	
	2.0	655	6.7	SAF57R17	
	2.3	574	6.7	S57R17	
	2.6	506	6.7	SF57R17	0.18
	3.0	438	6.7	SA57R17	
	3.4	388	6.7	SAF57R17	
	4.0	336	6.7	S57R17 SF57R17 SA57R17 SAF57R17	0.25
	4.5	294	6.7		
	4.9	269	6.7		
	5.8	229	6.7	S57R17 SF57R17 SA57R17 SAF57R17	0.37
	6.5	204	6.7		
	7.1	187	6.7		
	8.1	165	6.7	S57R17 SF57R17 SA57R17 SAF57R17	0.55
	10	131	6.7		

选型参数表 (恒扭矩)

Selection Table (Constant Torque)

Mamax [Nm]	n_a [r/min]	i	F_{ra} [kN]	机型号 Type size	P [kW]/4P
520	0.06	21362	7.8		
	0.07	19594	7.8		
	0.07	18120	7.8		
	0.08	16682	7.8		
	0.09	14383	7.8	S67R37	
	0.10	12774	7.8	SF67R37	0.12
	0.12	11013	7.8	SA67R37	
	0.14	9694	7.8	SAF67R37	
	0.15	8529	7.8		
	0.18	7455	7.8		
	0.20	6531	7.8		
	0.23	5759	7.8		
	0.26	4965	7.8		
	0.30	4410	7.8		
	0.34	3880	7.8		
	0.38	3432	7.8		
	0.44	2944	7.8	S67R37	
	0.50	2630	7.8	SF67R37	0.12
	0.57	2279	7.8	SA67R37	
	0.65	2014	7.8	SAF67R37	
	0.74	1772	7.8		
	0.84	1559	7.8		
	0.96	1363	7.8		
	1.10	1194	7.8		
	1.3	1045	7.8	S67R37	
				SF67R37	0.18
	1.4	914	7.8	SA67R37	
				SAF67R37	
	1.6	809	7.8	S67R37	
				SF67R37	0.18
	1.8	712	7.8	SA67R37	
				SAF67R37	
	2.2	615	7.8	S67R37	
				SF67R37	0.25
	2.4	543	7.8	SA67R37	
				SAF67R37	
	2.8	469	7.8	S67R37	
	3.1	424	7.8	SF67R37	0.37
	3.6	365	7.8	SA67R37	
	4.4	319	7.8	SAF67R37	
	4.9	281	7.8	S67R37	
	5.7	246	7.8	SF67R37	0.55
	6.3	221	7.8	SA67R37	
	7.0	198	7.8	SAF67R37	
				S67R37	
				SF67R37	0.75
				SA67R37	
				SAF67R37	
1220	0.05	25493	11		
	0.06	21787	11		
	0.07	19907	11	S77R37	
	0.08	17013	11	SF77R37	0.12
	0.09	14668	11	SA77R37	
	0.10	13110	11	SAF77R37	
	0.11	11569	11		
	0.13	9887	11		

Mamax [Nm]	n_a [r/min]	i	F_{ra} [kN]	机型号 Type size	P [kW]/4P
1220	0.15	8817	11		
	0.17	7735	11		
	0.19	6735	11	S77R37	
	0.22	5943	11	SF77R37	0.12
	0.25	5214	11	SA77R37	
	0.28	4618	11	SAF77R37	
	0.33	3992	11		
	0.37	3540	11		
	0.42	3098	11	S77R37	
				SF77R37	0.18
				SA77R37	
				SAF77R37	
1220	0.48	2753	11	S77R37	
				SF77R37	0.12
	0.55	2374	11	SA77R37	
				SAF77R37	
	0.63	2083	11	S77R37	
	0.72	1813	11	SF77R37	0.18
	0.75	1745	11	SA77R37	
	0.82	1600	11	SAF77R37	
	0.95	1404	11	S77R37	
				SF77R37	0.25
	1.1	1245	11	SA77R37	
				SAF77R37	
	1.2	1100	11	S77R37	
				SF77R37	0.25
				SA77R37	
				SAF77R37	
	1.4	954	11	S77R37	
	1.6	837	11	SF77R37	0.37
	1.9	714	11	SA77R37	
				SAF77R37	
	2.2	637	11	S77R37	
	2.4	574	11	SF77R37	0.55
	2.8	499	11	SA77R37	
				SAF77R37	
	3.2	438	11	S77R37	
				SF77R37	0.75
	3.6	389	11	SA77R37	
				SAF77R37	
	4.3	327	11	S77R37	
	4.8	289	11	SF77R37	1.1
	5.6	250	11	SA77R37	
	6.4	219	11	SAF77R37	
2300	0.05	25987	26		
	0.05	23940	26		
	0.06	20568	26		
	0.07	18265	26		
	0.08	16774	26	S87R57	
	0.09	14820	26	SF87R57	0.12
	0.10	13160	26	SA87R57	
	0.12	11200	26	SAF87R57	
	0.13	9904	26		
	0.15	8549	26		
	0.17	7643	26		
	0.20	6706	26		

选型参数表
(恒扭矩)

Selection Table
(Constant Torque)

Mamax [Nm]	n_a [r/min]	i	F_{ra} [kN]	机型号 Type size	P [kW]/4P
2300	0.22	5875	26	S87R57 SF87R57 SA87R57 SAF87R57	0.18
	0.25	5187	26		
	0.28	4606	26		
	0.34	3872	26	S87R57 SF87R57 SA87R57 SAF87R57	0.25
	0.38	3475	26	S87R57 SF87R57 SA87R57 SAF87R57	0.25
	0.46	2905	26		
	0.51	2586	26	S87R57 SF87R57 SA87R57 SAF87R57	0.37
	0.57	2335	26		
	0.65	2054	26		
	0.76	1824	26	S87R57 SF87R57 SA87R57 SAF87R57	0.55
	0.85	1631	26		
	1.0	1332	26		
	1.2	1191	26		
	1.3	1032	26	S87R57 SF87R57 SA87R57 SAF87R57	0.75
	1.5	930	26		
	1.7	831	26		
	1.9	719	26	S87R57 SF87R57 SA87R57 SAF87R57	1.1
	2.2	624	26		
	2.5	558	26		
	2.9	485	26	S87R57 SF87R57 SA87R57 SAF87R57	1.5
	3.2	435	26	S87R57 SF87R57 SA87R57 SAF87R57	1.5
	3.7	378	26		
	4.4	323	26	S87R57 SF87R57 SA87R57 SAF87R57	2.2
	5.1	281	26		
4000	0.04	33818	31		
	0.04	31154	31		
	0.05	27847	31		
	0.05	24641	31	S97R57 SF97R57 SA97R57 SAF97R57	0.12
	0.06	21537	31		
	0.07	18749	31		
	0.08	16233	31		
	0.09	14576	31		
	0.10	12752	31		
	0.12	11267	31		
	0.13	10078	31		
	0.15	8608	31	S97R57 SF97R57 SA97R57 SAF97R57	0.18
	0.17	7554	31		
	0.20	6640	30		
	0.23	5780	30		
	0.27	4937	30		
	0.30	4444	30	S97R57 SF97R57 SA97R57 SAF97R57	0.25
	0.33	4017	30		
	0.39	3453	30		

Mamax [Nm]	n_a [r/min]	i	F_{ra} [kN]	机型号 Type size	P [kW]/4P
4000	0.43	3108	30	S97R57 SF97R57 SA97R57 SAF97R57	0.37
	0.50	2654	30		
	0.57	2329	30		
	0.67	2081	30	S97R57 SF97R57 SA97R57 SAF97R57	0.55
	0.75	1860	30		
	0.88	1574	30		
	1.0	1394	30	S97R57 SF97R57 SA97R57 SAF97R57	0.75
	1.1	1223	30		
	1.3	1070	30		
	1.5	928	30	S97R57 SF97R57 SA97R57 SAF97R57	1.1
	1.7	824	30		
	2.0	714	31	S97R57 SF97R57 SA97R57 SAF97R57	1.5
	2.2	626	30		
	2.6	538	30		
	3.0	484	30	S97R57 SF97R57 SA97R57 SAF97R57	2.2
	3.4	420	30		
	3.8	376	30		
	4.4	327	30	S97R57 SF97R57 SA97R57 SAF97R57	3
	5.0	287	30		
	5.7	252	30	S97R57 SF97R57 SA97R57 SAF97R57	4
	6.6	219	30		
6500	0.05	27093	40		
	0.06	23118	40	S100R77 SF100R77 SA100R77 SAF100R77	0.12
	0.06	20215	40		
	0.07	18344	40		
	0.08	15767	40		
	0.10	12901	40		
	0.11	11708	40		
	0.06	20215	40		
	0.07	18344	40		
	0.07	18344	40	S100R77 SF100R77 SA100R77 SAF100R77	0.18
	0.08	15767	40		
	0.10	12901	40		
	0.11	11708	40		
	0.12	10719	40		
	0.13	9727	40		
	0.16	8360	40		
	0.08	15767	40		
	0.10	12901	40		
	0.11	11708	40	S100R77 SF100R77 SA100R77 SAF100R77	0.25
	0.12	10719	40		
	0.14	9727	40		
	0.16	8360	40		
	0.18	7226	40		
	0.20	6557	40		
	0.23	5769	40		

选型参数表
(恒扭矩)

Selection Table
(Constant Torque)

Mamax [Nm]	n_a [r/min]	i	F_{ra} [kN]	机型号 Type size	P [kW]/4P
6500	0.14	9727	40		
	0.16	8360	40	S100R77	
	0.18	7226	40	SF100R77	
	0.20	6557	40	SA100R77	0.37
	0.23	5769	40	SAF100R77	
	0.27	4958	40		
	0.31	4328	40		
	0.19	7226	40		
	0.21	6557	40	S100R77	
	0.24	5769	40	SF100R77	
	0.28	4958	40	SA100R77	0.55
	0.32	4328	40	SAF100R77	
	0.43	3243	40		
	0.55	2530	40		
	0.24	5769	40		
	0.28	4958	40		
	0.32	4328	40	S100R77	
	0.43	3243	40	SF100R77	0.75
	0.55	2530	40	SA100R77	
	0.63	2208	40	SAF100R77	
	0.71	1950	40		
	0.43	3243	40		
	0.55	2530	40	S100R77	
	0.63	2208	40	SF100R77	
	0.72	1950	40	SA100R77	1.1
	0.79	1769	40	SAF100R77	
	0.92	1521	40		
	1.05	1327	40		
	0.55	2530	40		
	0.63	2208	40		
	0.72	1950	40	S100R77	
	0.79	1769	40	SF100R77	1.5
	0.92	1521	40	SA100R77	
	1.1	1327	40	SAF100R77	
	1.2	1126	40		
	1.4	984	40		

Mamax [Nm]	n_a [r/min]	i	F_{ra} [kN]	机型号 Type size	P [kW]/4P
6500	0.94	1521	40		
	1.1	1327	40		
	1.3	1126	40	S100R77	
	1.5	984	40	SF100R77	2.2
	1.7	864	40	SA100R77	
	1.8	812	40	SAF100R77	
	2.1	688	40		
	2.4	602	40		
	1.3	1126	40		
	1.5	984	40		
	1.7	864	40	S100R77	
	1.8	812	40	SF100R77	
	2.1	688	40	SA100R77	3
	2.4	602	40	SAF100R77	
	2.6	544	40		
	3.0	476	40		
	3.5	409	40		
	1.8	812	40		
	2.1	688	40		
	2.4	602	40	S100R77	
	2.6	544	40	SF100R77	4
	3.0	476	40	SA100R77	
	3.5	409	40	SAF100R77	
	4.1	352	40		
	4.7	307	40		
	2.4	602	40		
	2.6	544	40	S100R77	
	3.0	476	40	SF100R77	
	3.5	409	40	SA100R77	5.5
	4.1	352	40	SAF100R77	
	4.7	307	40		

S37
安装结构尺寸

S37
Mounting Dimensional Description

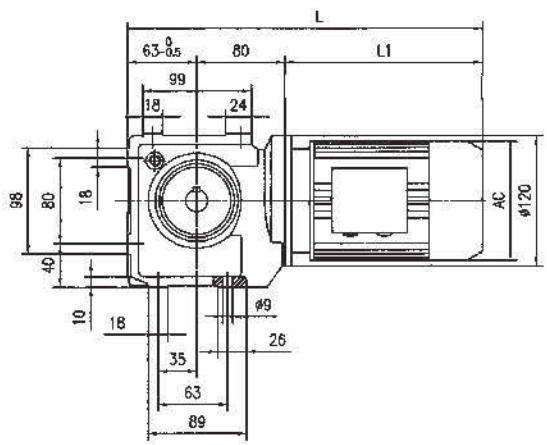

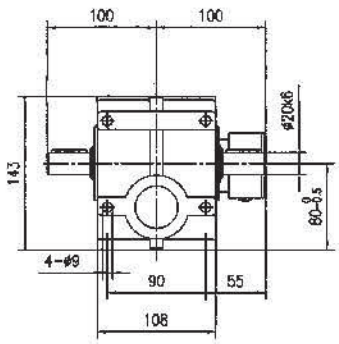

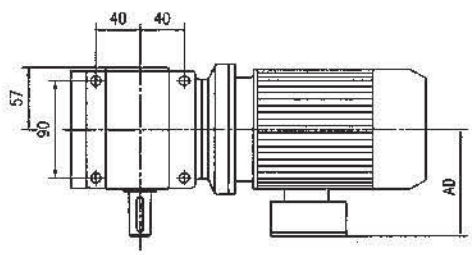

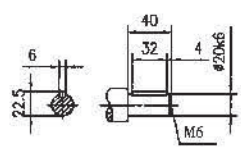

电机机座号 Motor frame size	63	71	80	90S	90L					
AC	130	145	175	195	195					
AD	70	80	145	155	155					
L1	207	225	255	270	295					
L	350	368	398	413	438					

注：电机需方配或配特殊电机时需加联接法兰(见附录 D)

Note: When equipping the user's motor or the special one, the flange is required to connected.(Please see appendix D)

S47-97
安装结构尺寸

S47-97
Mounting Dimensional Description

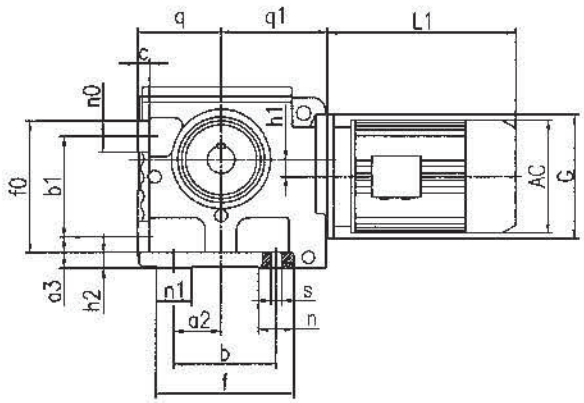

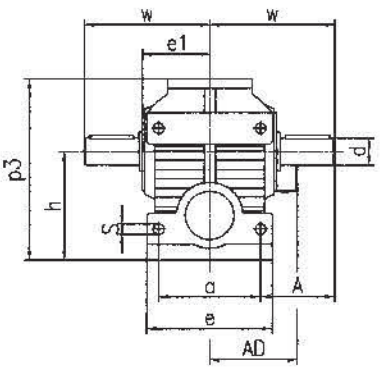

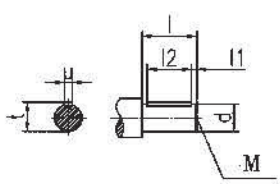

规格 Specification	q d	q1 w	c A	f0 a	b1 e	n0 h	a3 p3	h1 e1	h2 u	n1 t	a2 l	s l1	n l2	b M	f G	电机尺寸 Motor Size AC	AD	L1
S47	75-0.5 Φ25k6	96 115	12 65	105 100	80 120	25 100-0.5	35 165	8 60	15 8	30 28	35 50	Φ11 5	30 40	80 M10	112 Φ120	见附录 A-2 Please see appendix A-2		
S57	80-0.5 Φ30k6	107 134	12 79	130 110	100 136	30 112-0.5	35 189	20 71	15 8	30 33	45 60	Φ11 3.5	30 50	100 M10	130 Φ120			
S67	106-0.5 Φ35k6	135 160	15 95	170 130	130 160	40 140-0.5	40 236	22 85.5	20 10	45 38	60 70	Φ13.5 7	45 56	130 M12	175 Φ160			
S77	125-0.5 Φ45k6	162 195	25 120	177 150	135 185	42 180-0.5	70 301	34 101	25 14	50 48.5	75 90	Φ17.5 5	69 80	135 M16	204 Φ200			
S87	150-0.5 Φ60m6	190 255	30 155	230 200	180 250	50 225-0.5	82 368	37.5 130	30 18	60 64	92 120	Φ22 5	67 110	180 M20	247 Φ250			
S97	180-0.5 Φ70m6	240 295	35 170	295 250	235 300	60 280-1	90 455	52 150	35 20	80 74.5	115 140	Φ26 7.5	85 125	235 M20	320 Φ300			

注:电机需方配或配特殊电机时需加联接法兰(见附录 D)

Note: When equipping the user's motor or the special one, the flange is required to connected.(Please see appendix D)

SF37-97
安装结构尺寸

SF37-97
Mounting Dimensional Description

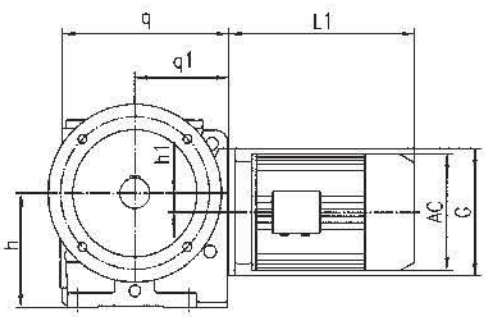

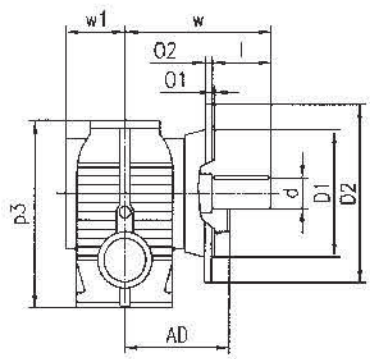

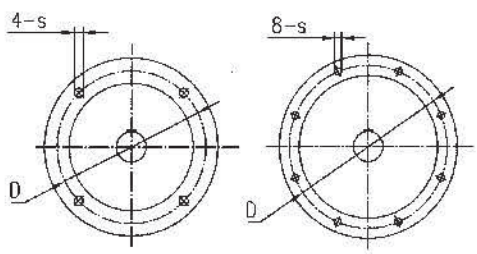

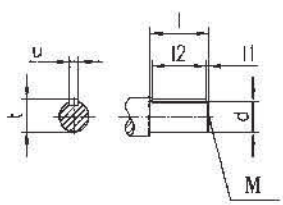

规格 Specification	q p_3	q_1 w	h w_1	h_1 u	s t	D l	D_1 l_1	D_2 l_2	o_1 d	O_2 M	G	电机尺寸 Motor Size		
												AC	AD	L1
SF37	143 131	80 115	$82_{-0.5}$ 57	/ 6	Φ9/Φ6.6 22.5	Φ130/Φ100 40	Φ110j6/Φ80j6 4	Φ160/Φ120 32	3.5/3 Φ20k6	10/8 M6	Φ120			
SF47	171 179	96 133.5	$100_{-0.5}$ 57.5	8 8	Φ9 28	Φ130 50	Φ110j6 5	Φ160 40	3.5 Φ25k6	10 M10	Φ120			
SF57	187 189	107 160	$112_{-0.5}$ 72	20 8	Φ11 33	Φ165 60	Φ130j6 3.5	Φ200 50	3.5 Φ30k6	12 M10	Φ120	见附录 A-2		
SF67	242 236	135 196.5	$140_{-0.5}$ 80.5	22 10	Φ11 38	Φ165 70	Φ130j6 7	Φ200 56	3.5 Φ35k6	12 M12	Φ160	Please see appendix A-2		
SF77	287 301	162 240.5	$180_{-0.5}$ 101	34 14	Φ13.5 48.5	Φ215 90	Φ180j6 5	Φ250 80	4 Φ45k6	15 M16	Φ200			
SF87	340 368	190 297.5	$225_{-0.5}$ 120	37.5 18	Φ17.5 64	Φ300 120	Φ250h6 5	Φ350 110	5 Φ60m6	18 M20	Φ250			
SF97	420 455	240 345	280_{-1} 140	52 20	Φ17.5 74.5	Φ400 140	Φ350h6 7.5	Φ450 125	5 Φ70m6	22 M20	Φ300			

注：电机需方配或配特殊电机时需加联接法兰(见附录 D)

Note: When equipping the user's motor or the special one, the flange is required to connected.(Please see appendix D)

S100/SF100
安装结构尺寸

S100/SF100
Mounting Dimensional Description

CS100

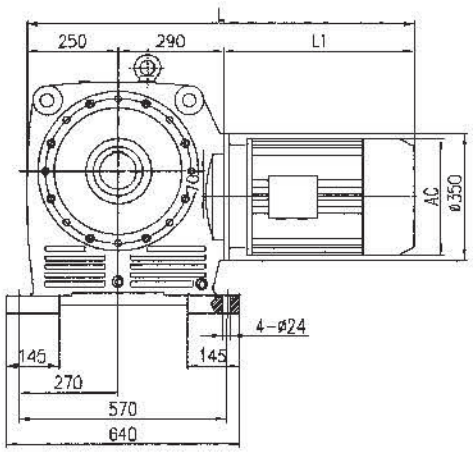

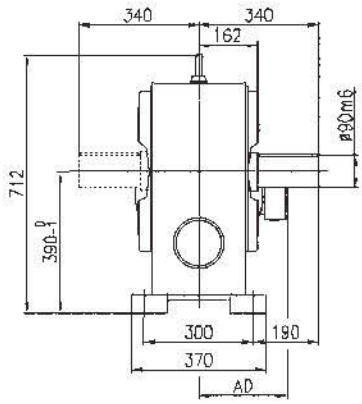

SF100

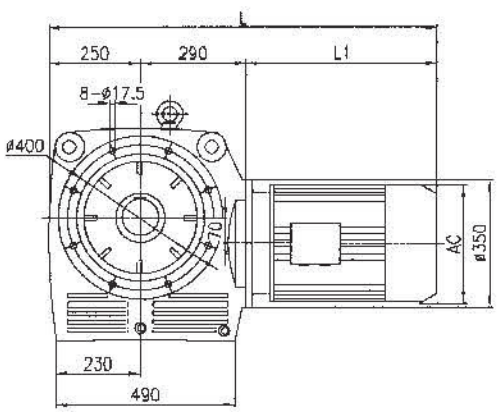

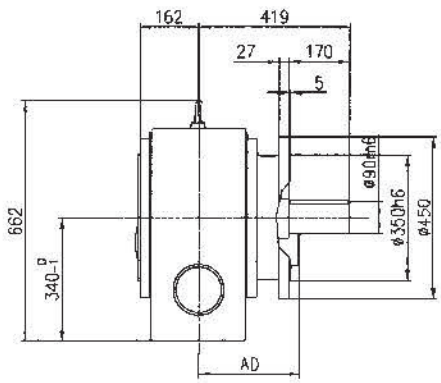

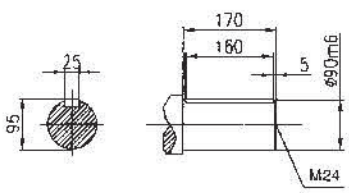

电机机座号 Motor frame size	100L	112M	132S	132M	160M	160L	180M	180L	200L
AC	215	240	275	275	330	330	380	380	420
AD	180	190	210	210	255	255	280	280	305
L1	325	340	390	430	505	560	590	630	660
L	865	880	930	970	1045	1100	1130	1170	1200

注：电机需方配或配特殊电机时需加联接法兰(见附录 D)

Note: When equipping the user's motor or the special one, the flange is required to connected.(Please see appendix D)

SA37
安装结构尺寸

SA37
Mounting Dimensional Description

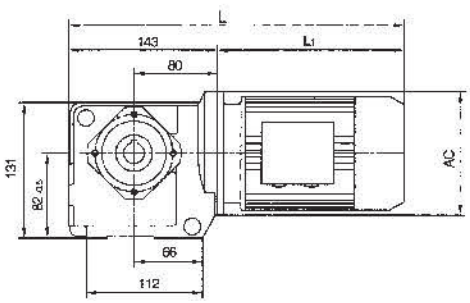

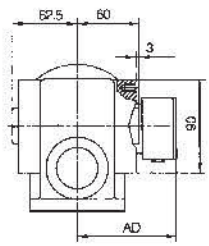

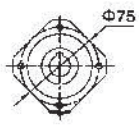

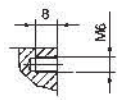

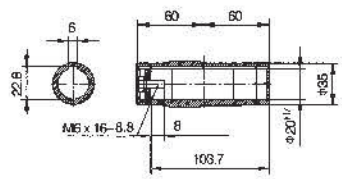

电机机座号 Motor frame size	63	71	80	90S	90L					
AC	130	145	175	195	195					
AD	70	80	145	155	155					
L1	207	225	255	270	295					
L	350	368	398	413	438					

注：电机需方配或配特殊电机时需加联接法兰(见附录 D)

Note: When equipping the user's motor or the special one, the flange is required to connected.(Please see appendix D)

SA47-97
安装结构尺寸

SA47-97
Mounting Dimensional Description

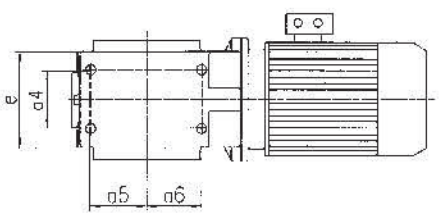

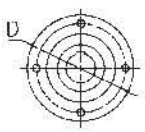

SA47、SA67

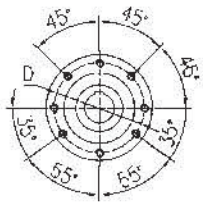

SA57

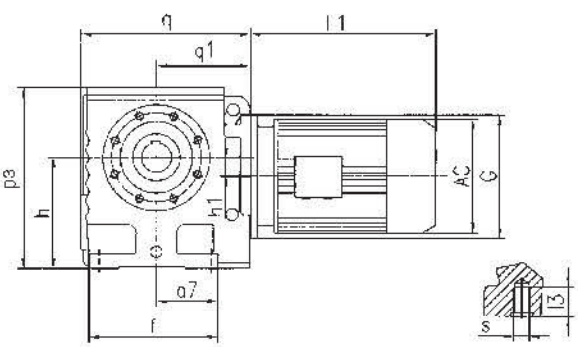

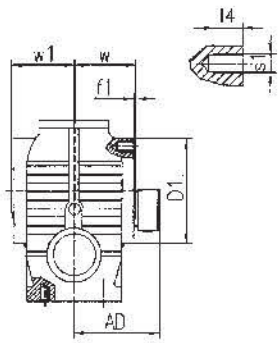

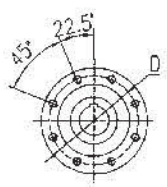

SA77、SA87、SA97

较大孔径(The bigger diameter of bore)

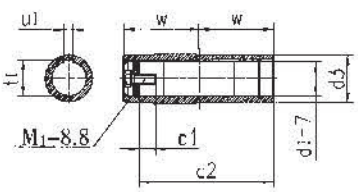

较小孔径(The smaller diameter of bore)

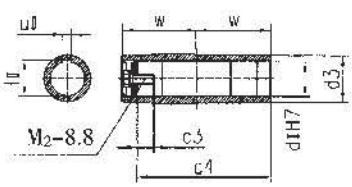

规格 Specification	e h_1	a_4 a_7	a_5 f	a_6 w	s f_1	l_3 D_1	s_1 d_3	l_4 dI	D UI	q tI	q_1 dII	p_3 uII	h tII	c_1 c_2	c_3 c_4	M_1 M_2	G W_1	电机尺寸 Motor Size AC	AD	L1
SA47	94 8	60 67	35 127	52 60	M10 2.5	20 Φ130	M8 Φ45	12 Φ30	Φ115 8	171 33.3	96 Φ25	179 8	$100_{-0.5}$ 28.3	17 103.7	17 103.7	M10x25 M10x25	Φ120 63	见附录 A-2 Please see appendix A-2		
SA57	100 20	60 73	58.5 146	58.5 75	M10 3	20 Φ120	M8 Φ50	12 Φ35	Φ102 10	187 38.3	107 Φ30	189 8	$112_{-0.5}$ 33.3	22 132	17 132	M12x30 M10x25	Φ120 78			
SA67	128 22	88 95.5	71.5 182	80.5 84	M12 3.5	25 Φ155	M12 Φ65	20 Φ45	Φ130 14	242 48.8	135 Φ40	236 12	$140_{-0.5}$ 43.3	29 144	29 144	M16x40 M16x40	Φ160 87			
SA77	156 34	102 104	85 204	85 105	M16 4	32 Φ178	M12 Φ80	20 Φ60	Φ155 18	287 64.4	162 Φ50	301 14	$180_{-0.5}$ 53.8	37 183	32 183	M20x50 M16x45	Φ200 108			
SA87	194 37.5	118 125	115 260	110 125	M16 5	32 Φ215	M16 Φ95	26 Φ70	Φ180 20	340 74.9	190 Φ60	368 18	$225_{-0.5}$ 64.4	34 220	36 220	M20x50 M20x50	Φ250 128			
SA97	236 52	160 140	135 301	113 145	M20 5	36 Φ260	M16 Φ120	26 Φ90	Φ220 25	420 95.4	240 Φ70	455 20	280_{-1} 74.9	41 260	34 260	M24x60 M20x50	Φ300 149			

注:电机需方配或配特殊电机时需加联接法兰(见附录 D)

Note: When equipping the user's motor or the special one, the flange is required to connected.(Please see appendix D)

SAF37-97
安装结构尺寸

SAF37-97
Mounting Dimensional Description

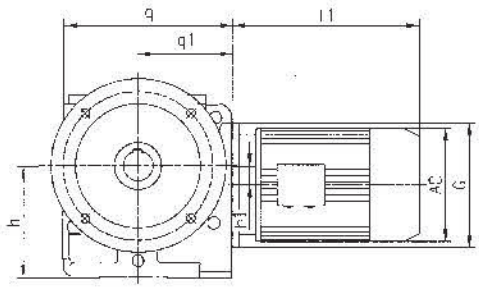

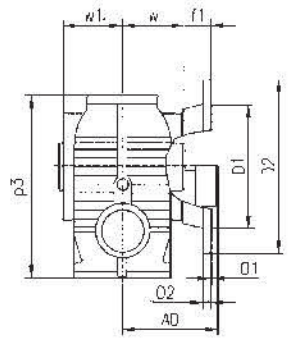

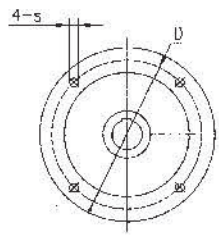

SAF37-87

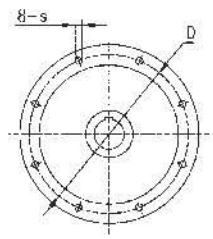

SAF97

较大孔径(The bigger diameter of bore)

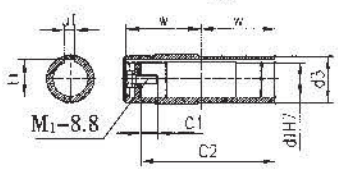

较小孔径(The smaller diameter of bore)

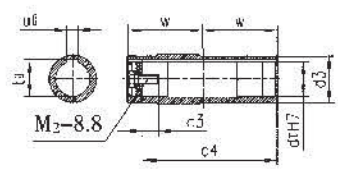

规格 Specification	q p_3	q_1 w	h f_1	h_1 d_3	s dI	D UI	D_1 tI	D_2 dII	o_1 uII	o_2 tII	c_1 c_2	c_3 c_4	M_1 M_2	G W_1	电机尺寸 Motor Size AC	AD	L1
SAF37	143 131	80 60	82-0.5 15	/ Φ35	Φ9/Φ6.6 Φ20	Φ130/Φ100 6	Φ110j6/Φ80j6 22.8	Φ160/Φ120 /	3.5/3 /	10/8 /	17 103.7	/ /	M6x16 /	Φ120 62.5			
SAF47	171 179	96 60	100-0.5 24	8 Φ45	Φ9 Φ30	Φ130 8	Φ110j6 33.3	Φ160 Φ25	3.5 8	10 28.3	17 103.7	17 103.7	M10x25 M10x25	Φ120 63			
SAF57	187 189	107 75	112-0.5 25	20 Φ50	Φ11 Φ35	Φ165 10	Φ130j6 38.3	Φ200 Φ30	3.5 8	12 33.3	22 132	17 132	M12x30 M10x25	Φ120 78	见附录 A-2		
SAF67	242 236	135 84	140-0.5 42.5	22 Φ65	Φ11 Φ45	Φ165 14	Φ130j6 48.8	Φ200 Φ40	3.5 12	12 43.3	29 144	29 144	M16x40 M16x40	Φ160 87	Please see appendix A-2		
SAF77	287 301	162 105	180-0.5 45.5	34 Φ80	Φ13.5 Φ60	Φ215 18	Φ180j6 64.4	Φ250 Φ50	4 14	15 53.8	37 183	32 183	M20x50 M16x45	Φ200 108			
SAF87	340 368	190 125	225-0.5 52.5	37.5 Φ95	Φ17.5 Φ70	Φ300 20	Φ250h6 74.9	Φ350 Φ60	5 18	18 64.4	34 220	36 220	M20x50 M20x50	Φ250 128			
SAF97	420 455	240 145	280-1 60	52 Φ120	Φ17.5 Φ90	Φ400 25	Φ350h6 95.4	Φ450 Φ70	5 20	22 74.9	41 260	34 260	M24x60 M20x50	Φ300 149			

注:电机需方配或配特殊电机时需加联接法兰(见附录 D)

Note: When equipping the user's motor or the special one, the flange is required to connected.(Please see appendix D)

SA100/SAF100
安装结构尺寸

SA100/SAF100
Mounting Dimensional Description

SA100

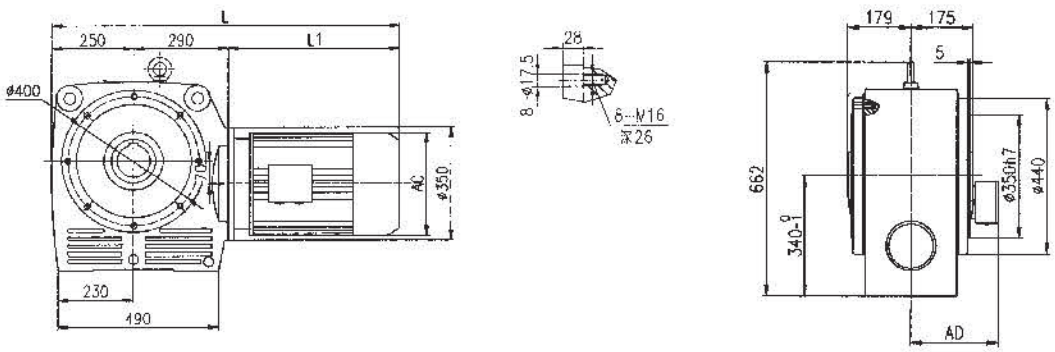

SAF100

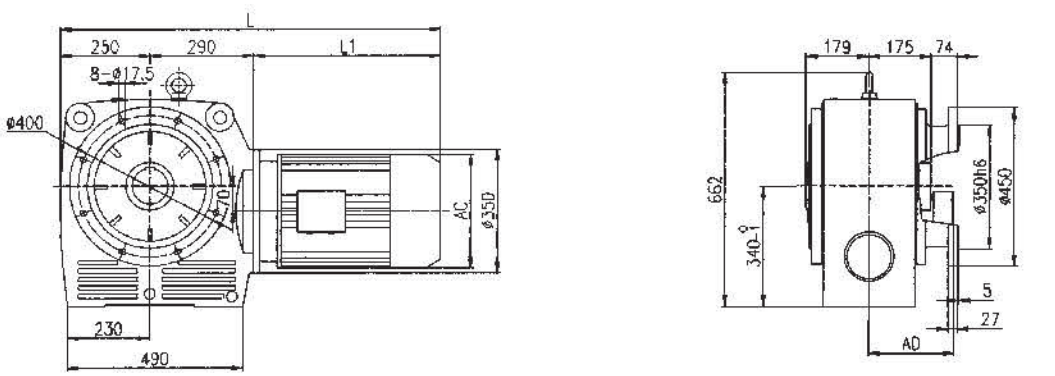

较大孔径(The bigger diameter of bore)

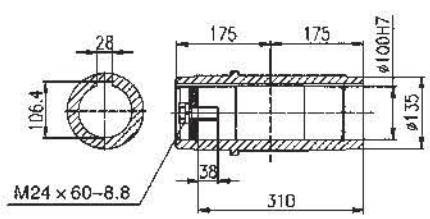

较小孔径(The smaller diameter of bore)

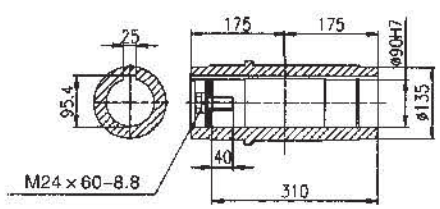

电机机座号 Motor frame size	100L	112M	132S	132M	160M	160L	180M	180L	200L
AC	215	240	275	275	330	330	380	380	420
AD	180	190	210	210	255	255	280	280	305
L1	325	340	390	430	505	560	590	630	660
L	865	880	930	970	1045	1100	1130	1170	1200

注:电机需方配或配特殊电机时需加联接法兰(见附录 D)

Note: When equipping the user's motor or the special one, the flange is required to connected.(Please see appendix D)

SAZ47-97
安装结构尺寸

SAZ47-97
Mounting Dimensional Description

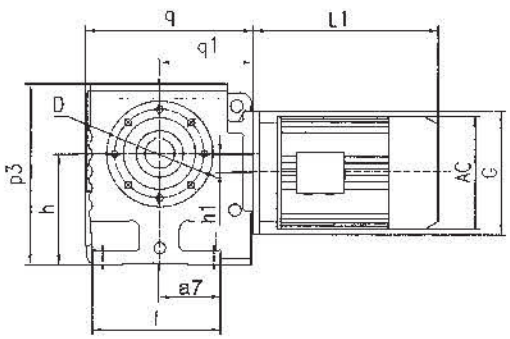

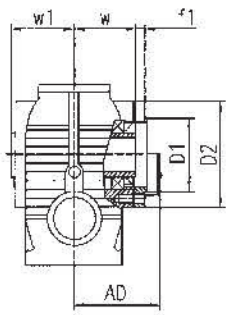

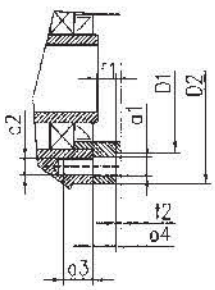

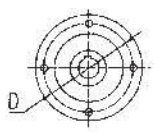

SAZ47、SAZ67

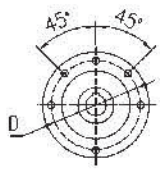

SAZ57

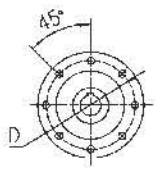

SAZ77、SAZ87、SAZ97、

较大孔径(The bigger diameter of bore)

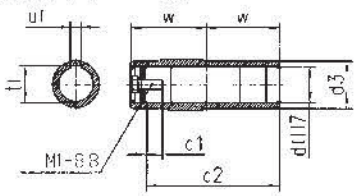

较小孔径(The smaller diameter of bore)

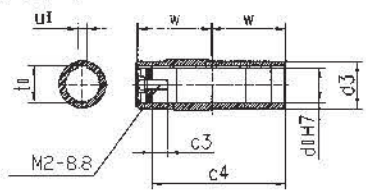

规格 Specification	d_I d_{II}	d_3 G	M_1 M_2	q q_1	h h_1	p_3 f	a_7 f_2	a_2 f_1	a_3 a_1	a_4 D	D_1 D_2	w w_1	tI UI	tII UII	c_1 c_2	c_3 c_4	电机尺寸 Motor Size AC	AD	L1
SAZ47	Φ30 Φ25	Φ45 Φ120	M10x25 M10x25	171 96	$100_{-0.5}$ 8	179 127	67 3	M8 8.5	12 Φ9	11 Φ115	Φ95j6 Φ130	60 63	33.3 8	28.3 8	17 103.7	17 103.7			
SAZ57	Φ35 Φ30	Φ50 Φ120	M12x30 M10x25	187 107	$112_{-0.5}$ 20	189 146	73 3	M8 8	12 Φ9	11 Φ102	Φ80j6 Φ120	75 78	38.3 10	33.3 8	22 132	17 132			
SAZ67	Φ45 Φ40	Φ65 Φ160	M16x40 M16x40	242 135	$140_{-0.5}$ 22	236 182	95.5 3.5	M12 9.5	20 Φ13.5	13 Φ130	Φ105j6 Φ155	84 87	48.8 14	43.3 12	29 144	29 144	见附录 A–2		
SAZ77	Φ60 Φ50	Φ80 Φ200	M20x50 M16x45	287 162	$180_{-0.5}$ 34	301 204	104 4	/ 14.5	/ M12	18.5 Φ155	Φ125j6 Φ180	105 108	64.4 18	53.8 14	37 183	32 183	Please see appendix A–2		
SAZ87	Φ70 Φ60	Φ95 Φ250	M20x50 M20x50	340 190	$225_{-0.5}$ 37.5	368 260	125 5	/ 18.5	/ M16	23.5 Φ180	Φ150j6 Φ215	125 128	74.9 20	64.4 18	34 220	36 220			
SAZ97	Φ90 Φ70	Φ120 Φ300	M24x60 M20x50	420 240	280_{-1} 52	455 301	140 5	/ 18.5	/ M16	23.5 Φ220	Φ180j6 Φ260	145 149	95.4 25	74.9 20	41 260	34 260			

注:电机需方配或配特殊电机时需加联接法兰(见附录 D)

Note: When equipping the user's motor or the special one, the flange is required to connected.(Please see appendix D)

SH37
安装结构尺寸

SH37
Mounting Dimensional Description

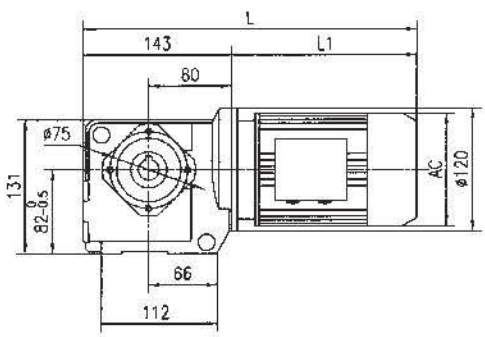

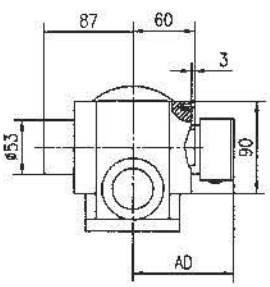

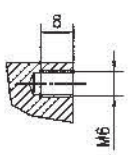

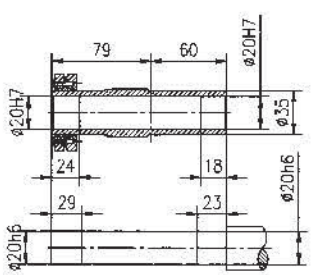

电机机座号 Motor frame size	63	71	80	90S	90L					
AC	130	145	175	195	195					
AD	70	80	145	155	155					
L1	207	225	255	270	295					
L	350	368	398	413	438					

注：电机需方配或配特殊电机时需加联接法兰(见附录 D)

Note: When equipping the user's motor or the special one, the flange is required to connected.(Please see appendix D)

SH47-97
安装结构尺寸

SH47-97
Mounting Dimensional Description

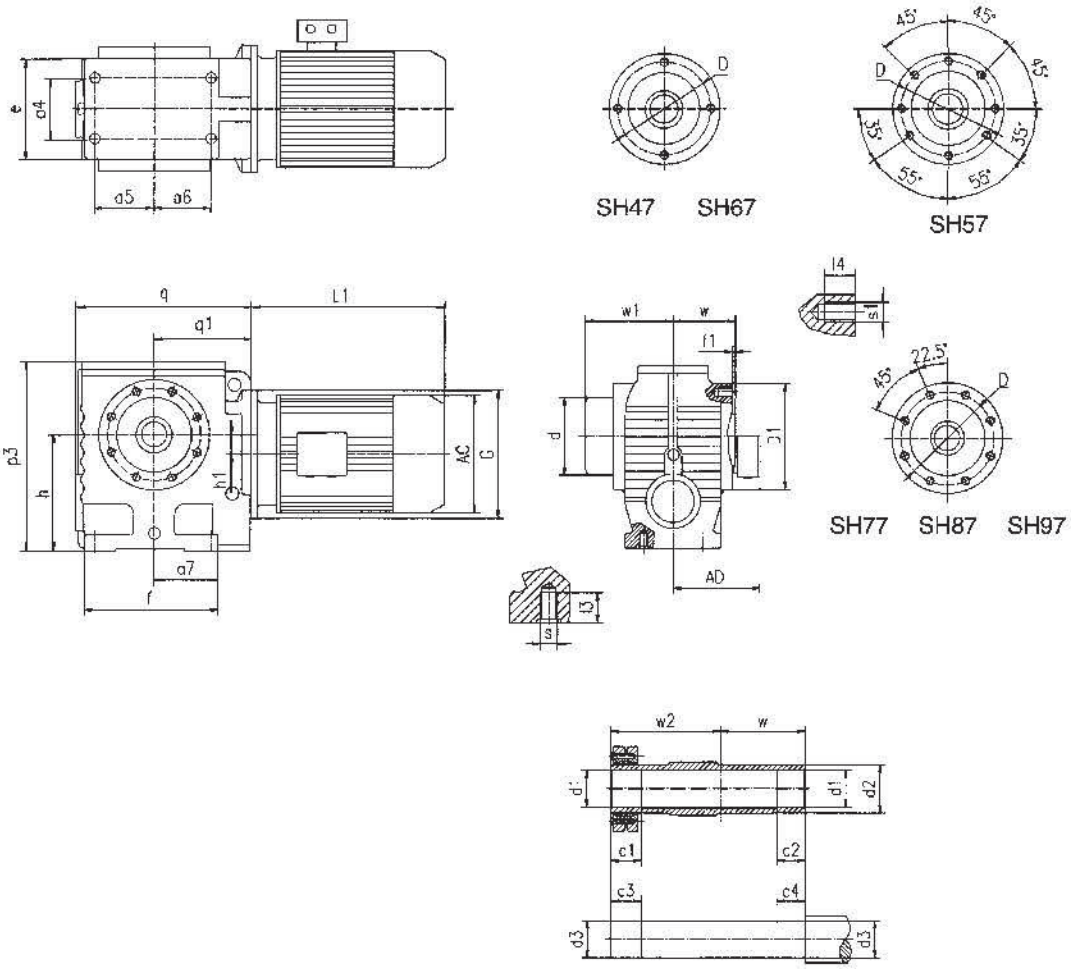

规格 Specification	q q_1	e a_4	a_6 a_5	p_3 a_7	h h_1	f f_1	w w_1	c_1 c_2	c_3 c_4	D D_1	d d_1	d_2 d_3	s s_1	l_3 l_4	w_2 G	电机尺寸 Motor Size AC	AD	L1
SH47	171 96	94 60	52 35	179 67	$100_{-0.5}$ 8	127 2.5	60 95	31 20	36 25	Φ115 Φ130	Φ75 Φ30H7	Φ45 Φ30h6	M10 M8	20 12	86 Φ120	见附录 A-2 Please see appendix A-2		
SH57	187 107	100 60	58.5 58.5	189 73	$112_{-0.5}$ 20	146 3	75 110	32 20	37 25	Φ102 Φ120	Φ83 Φ35H7	Φ50 Φ35h6	M10 M8	20 12	102 Φ120			
SH67	242 135	128 88	80.5 71.5	236 95.5	$140_{-0.5}$ 22	182 3.5	84 120	38 20	43 25	Φ130 Φ155	Φ93 Φ40H7	Φ65 Φ40h6	M12 M12	25 20	112 Φ160			
SH77	287 162	154 102	85 85	301 104	$180_{-0.5}$ 34	204 4	105 146	36 30	41 35	Φ155 Φ178	Φ114 Φ50H7	Φ80 Φ50h6	M16 M12	32 20	136 Φ200			
SH87	340 190	194 118	110 115	368 125	$225_{-0.5}$ 37.5	260 5	125 176	40 40	45 45	Φ180 Φ215	Φ157 Φ65H7	Φ95 Φ65h6	M16 M16	32 26	165 Φ250			
SH97	420 240	236 160	113 135	455 140	$280_{-1.0}$ 52	301 5	145 204	55 50	60 55	Φ220 Φ260	Φ174 Φ75H7	Φ120 Φ75h6	M20 M16	36 26	190 Φ300			

注:电机需方配或配特殊电机时需加联接法兰(见附录 D)

Note: When equipping the user´ s motor or the special one, the flange is required to connected.(Please see appendix D)

SHT37
安装结构尺寸

SHT37
Mounting Dimensional Description

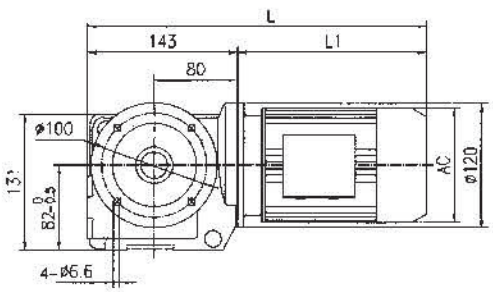

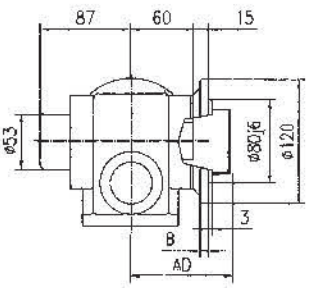

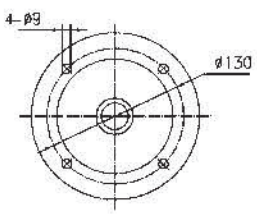

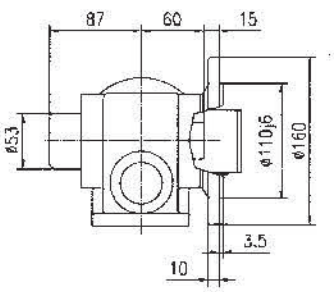

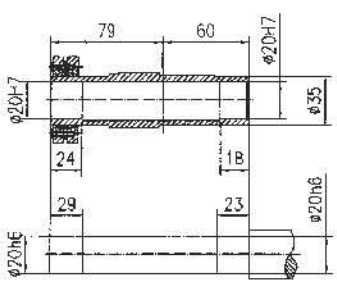

电机机座号 Motor frame size	63	71	80	90S	90L					
AC	130	145	175	195	195					
AD	70	80	145	155	155					
L1	207	225	255	270	295					
L	350	368	398	413	438					

注:电机需方配或配特殊电机时需加联接法兰(见附录 D)

Note: When equipping the user's motor or the special one, the flange is required to connected.(Please see appendix D)

SHF47-97
安装结构尺寸

SHF47-97
Mounting Dimensional Description

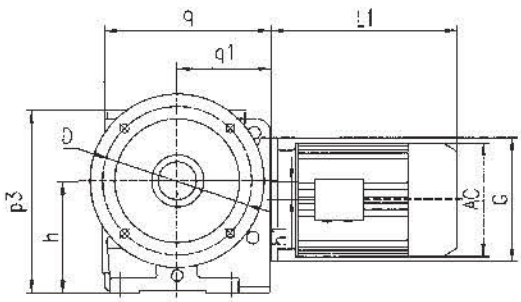

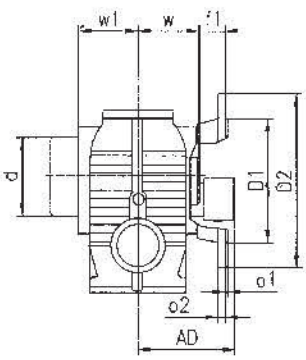

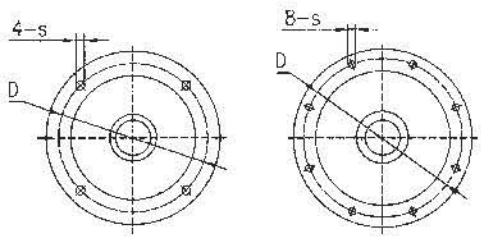

SHF37–87　　SHF97

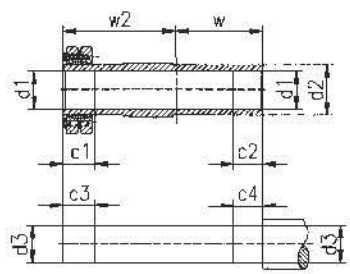

规格 Specification	q q_1	h h_1	s D	o_2 o_1	D_2 D_1	w w_1	w_2 c_1	c_2 f_1	c_3 c_4	d d_1	d_2 d_3	p_3 G	电机尺寸 Motor Size AC	AD	L1
SHF47	171 96	$100_{-0.5}$ 8	Φ9 Φ130	10 3.5	Φ160 Φ110j6	60 95	86 31	20 24	36 25	Φ75 Φ30H7	Φ45 Φ30h6	179 Φ120	见附录 A–2 Please see appendix A–2		
SHF57	187 107	$112_{-0.5}$ 20	Φ11 Φ165	12 3.5	Φ200 Φ130j6	75 110	102 32	20 25	37 25	Φ83 Φ35H7	Φ50 Φ35h6	189 Φ120			
SHF67	242 135	$140_{-0.5}$ 22	Φ11 Φ165	12 3.5	Φ200 Φ130j6	84 120	112 38	20 42.5	43 25	Φ93 Φ40H7	Φ65 Φ40h6	236 Φ160			
SHF77	287 162	$180_{-0.5}$ 34	Φ13.5 Φ215	15 4	Φ250 Φ180j6	105 146	136 36	30 45.5	41 35	Φ114 Φ50H7	Φ80 Φ50h6	301 Φ200			
SHF87	340 190	$225_{-0.5}$ 37.5	Φ17.5 Φ300	18 5	Φ350 Φ250h6	125 176	165 40	40 52.5	45 45	Φ157 Φ65H7	Φ95 Φ65h6	368 Φ250			
SHF97	420 240	$280_{-1.0}$ 52	Φ17.5 Φ400	22 5	Φ450 Φ350h6	145 204	190 55	50 60	60 55	Φ174 Φ75H7	Φ120 Φ75h6	455 Φ300			

注：电机需方配或配特殊电机时需加联接法兰(见附录 D)

Note: When equipping the user's motor or the special one, the flange is required to connected.(Please see appendix D)

SHZ47-97
安装结构尺寸

SHZ47-97
Mounting Dimensional Description

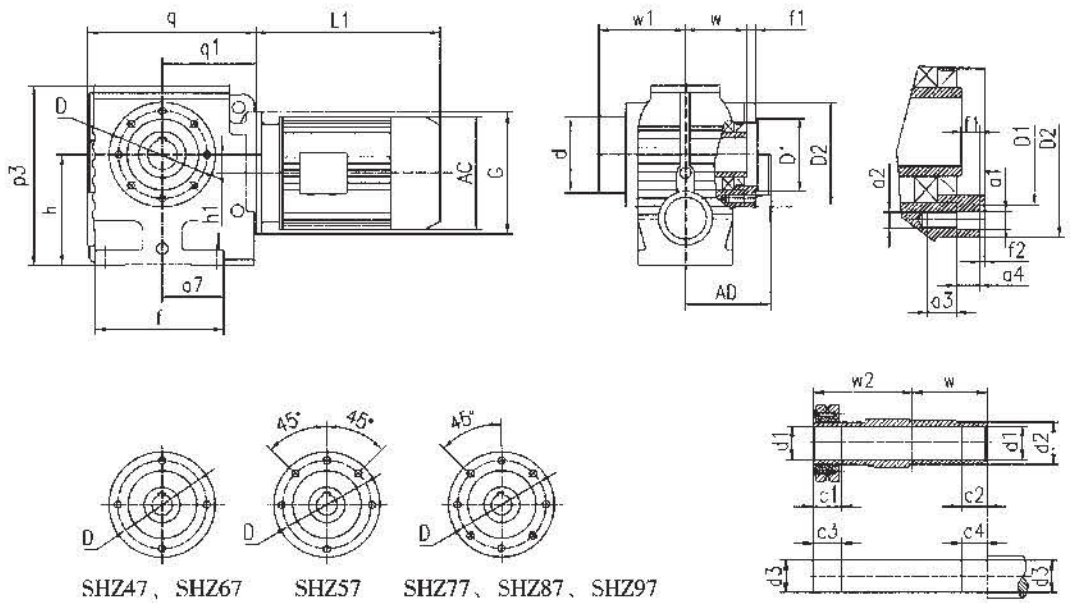

SHZ47、SHZ67　　SHZ57　　SHZ77、SHZ87、SHZ97

规格 Specifi-cation	d d_1	d_3 d_2	q q_1	h h_1	p_3 f	a_7 f_2	a_2 f_1	a_3 a_1	a_4 D	D_1 D_2	c_1 c_2	c_3 c_4	w w_1	w_2 G	电机尺寸 Motor Size		
															AC	AD	L1
SHZ47	Φ75 Φ30H7	Φ30h6 Φ45	171 96	$100_{-0.5}$ 8	179 127	67 3	M8 8.5	12 Φ9	11 Φ115	Φ95j6 Φ130	31 20	36 25	60 95	86 Φ120	见附录 A-2 Please see appendix A-2		
SHZ57	Φ83 Φ35H7	Φ35h6 Φ50	187 107	$112_{-0.5}$ 20	189 146	73 3	M8 8	12 Φ9	11 Φ102	Φ80j6 Φ120	32 20	37 25	75 110	102 Φ120			
SHZ67	Φ93 Φ40H7	Φ40h6 Φ65	242 135	$140_{-0.5}$ 22	236 182	95.5 3.5	M12 9.5	20 Φ13.5	13 Φ130	Φ105j6 Φ155	38 20	43 25	84 120	112 Φ160			
SHZ77	Φ114 Φ50H7	Φ50h6 Φ80	287 162	$180_{-0.5}$ 34	301 204	104 4	/ 14.5	/ M12	18.5 Φ155	Φ125j6 Φ180	36 30	41 35	105 146	136 Φ200			
SHZ87	Φ157 Φ65H7	Φ65h6 Φ95	340 190	$225_{-0.5}$ 37.5	368 260	125 5	/ 18.5	/ M16	23.5 Φ180	Φ150j6 Φ215	40 40	45 45	125 176	165 Φ250			
SHZ97	Φ174 Φ75H7	Φ75h6 Φ120	420 240	$280_{-1.0}$ 52	455 301	140 5	/ 18.5	/ M16	23.5 Φ220	Φ180j6 Φ260	55 50	60 55	145 204	190 Φ300			

注：电机需方配或配特殊电机时需加联接法兰(见附录 D)

Note: When equipping the user's motor or the special one, the flange is required to connected.(Please see appendix D)

SAT37-100/SHT47-97
安装结构尺寸

SAT37-100/SHT47-97
Mounting Dimensional Description

SAT37–100

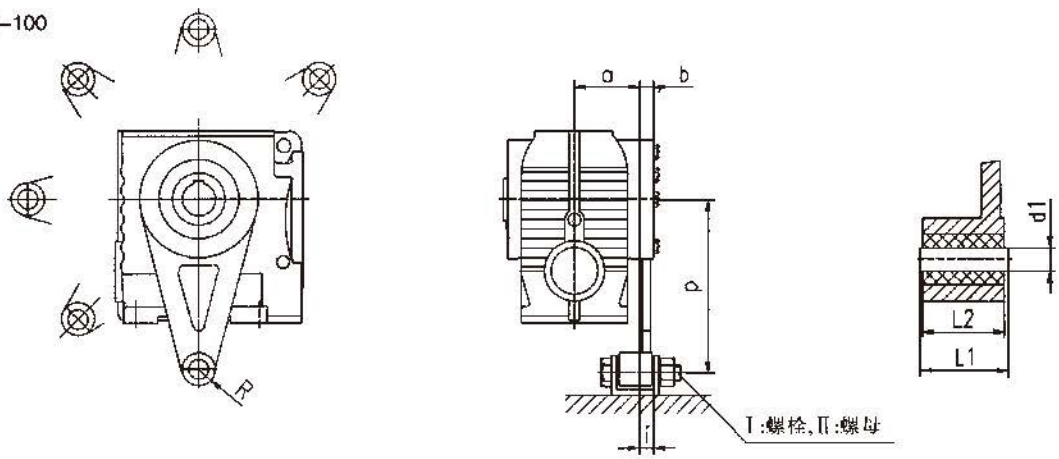

SHT47–97

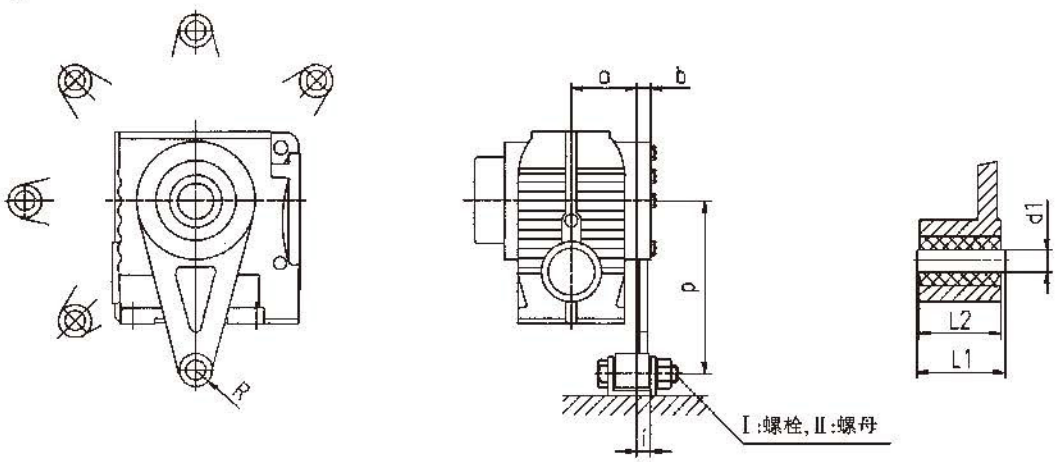

机型号 Type Size	a	b	i	p	R	d_1	$L_{1-0.3}^{0}$	L_2
SAT37/ SHT37	57	10	26	110	21	$10.4^{+0.1}_{-0.1}$	36	31
SAT47/ SHT47	57.5	15	20.5	130	21	$10.4^{+0.1}_{-0.1}$	36	31
SAT57/ SHT57	72	15	18.5	160	21	$10.4^{+0.1}_{-0.1}$	36	31
SAT67/ SHT67	80.5	18	19.5	200	21	$10.4^{+0.1}_{-0.1}$	36	31
SAT77/ SHT77	101	18	32.5	250	30	$16.4^{+0.06}_{-0.06}$	60	54
SAT87/ SHT87	120	24	25.5	310	30	$16.4^{+0.06}_{-0.06}$	60	54
SAT97/ SHT97	140	26	33	380	40	$25^{+0.06}_{-0.06}$	80	72
SAT100	162	24	49	430	40	$25^{+0.06}_{-0.06}$	80	74

其它尺寸请参照 SA 和 SH 型。

注：Ⅰ：螺栓、Ⅱ：螺母用户自配。

For other dimensions, see the type SA and SH.

Note: bolts Ⅰ and nuts Ⅱ are prepared by customers.

S . . SZ37-100AD1-6
安装结构尺寸

S . . SZ37-100AD1-6
Mounting Dimensional Description

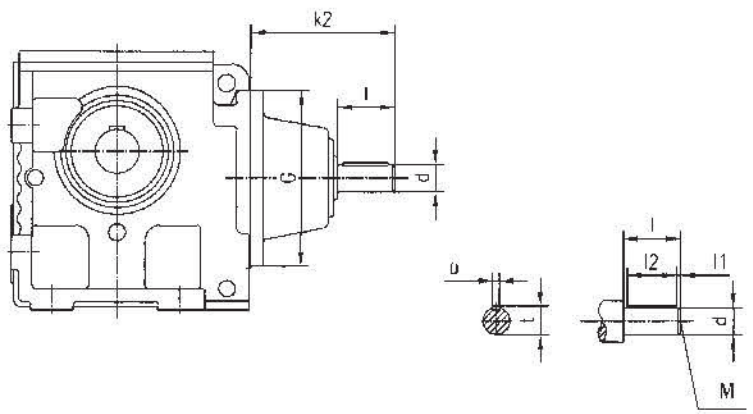

S . . SZ37-100AD1-6 安装结构尺寸 （ S..SZ37-100AD1-6 Mounting Dimensional Description)

机型号 Type Size		d	G	k_2	l	M	l_1	l_2	t	u
S..SZ37/47/57	AD1	16k6	Φ120	115	40	M5	4	32	18	5
	AD2	19k6	Φ120	115	40	M6	4	32	21.5	6
S..SZ67	AD2	19k6	Φ160	120	40	M6	4	32	21.5	6
	AD3	24k6	Φ160	130	50	M8	5	40	27	8
S..SZ77	AD2	19k6	Φ200	130	40	M6	4	32	21.5	6
	AD3	24k6	Φ200	140	50	M8	5	40	27	8
	AD4	38k6	Φ200	140	50	M12	5	40	41	10
S..SZ87	AD2	19k6	Φ250	160	40	M6	4	32	21.5	6
	AD3	28k6	Φ250	180	60	M10	5	50	31	8
	AD4	38k6	Φ250	200	80	M12	5	70	41	10
	AD5	42k6	Φ250	200	80	M16	5	70	45	12
S..SZ97	AD3	28k6	Φ300	200	60	M10	5	50	31	8
	AD4	38k6	Φ300	220	80	M12	5	70	41	10
	AD5	42k6	Φ300	220	80	M16	5	70	45	12
	AD6	48k6	Φ300	220	80	M16	5	70	51.5	14
S..SZ100	AD3	28k6	Φ350	220	60	M10	5	50	31	8
	AD4	38k6	Φ350	240	80	M12	5	70	41	10
	AD5	42k6	Φ350	270	110	M16	10	90	45	12
	AD6	48k6	Φ350	270	110	M16	10	90	51.5	14

其它尺寸请参照 S型。

注：SA/ SAF/ SF/ SAZ/ SH/ SHF/ SHZ均可采用双轴型，并分别记为 SASZ..AD..、SAFSZ..AD..、SFSZ..AD..、SAZSZ..AD..、SHSZ..AD..、SHFSZ..AD..和 SHZSZ..AD..。

For other dimensions, see the type S.

Note: double shafts type is also available for type SA/ SAF/ SF/ SAZ/ SH/ SHF/ SHZ, and these double shafts types are respectively named type SASZ..AD..、SAFSZ..AD..、SFSZ..AD..、SAZSZ..AD..、SHSZ..AD.. SHFSZ..AD..and SHZSZ..AD...

S..R..
安装结构尺寸

S..R..
Mounting Dimensional Description

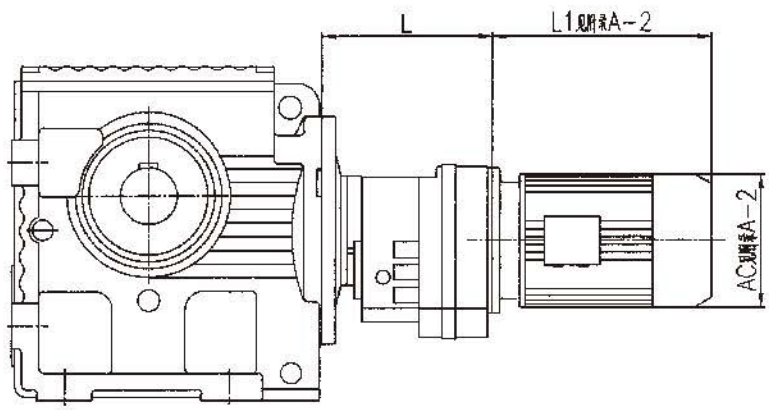

机型号 Type Size	电机机座号 Motor frame size	L
S..37R17	63	131
	71	
S..47R17 S..57R17	63	131
	71	
	80	
S..67R37	63	157
	71	
	80	
S..77R37	63	157
	71	
	80	
	90	
S..87R57	63	187
	71	
	80	
	90	
	100	
S..97R57	63	187
	71	
	80	
	90	
	100	
	112	
S..100R77	63	220
	71	
	80	
	90	
	100	

注：SA/ SAF/ SF/ SAZ/ SH/ SHF/ SHZ 均可采用串联组合机型

Note: Combined type is also available for type SA/ SAF/ SAZ/ SH/ SHF/ SHZ

注：电机需方配或配特殊电机时需加联接法兰（见附录 D）

Note: When equipping the user's motor or the special one, the flange is required to connected.(Please see appendix D)